


CANADIAN LISTERS' CORNER



2002

NOVEMBER

THURSDAY

NOVEMBER

Published by Rolling Cloud Editions
124 Clarendon Avenue,
Ottawa, ON K1Y 0R3

Copyright © Larry Neily
May 2007

CANADIAN LISTERS' CORNER

2007 Edition (lists to Dec. 31, 2006)

Table of Contents

Introduction	1
Compiler	2
Cover Art	2
Milestones	3
Lifelists	5
Year Lists	20
Day Lists	26
Winter Lists	28
Winter Lifelists	29
Single Winter Lists	33
Local Lists	36
Local Lifelists	38
Local Year Lists	52
Local Day Lists	57
Local Winter Lists	58
Yearly Summary	59

CANADIAN LISTERS' CORNER

2007 Edition (lists to Dec. 31, 2006)

Here at long last is the 2007 edition of *Canadian Listers' Corner* (CLC). My fond hope of getting it out earlier this year fell prey to persistent and unremitting demands on my time. In deference to completeness, extra time was also given to contributors to submit their numbers. Many of our members travel extensively, especially during our "beautiful" Canadian winters, and are sometimes away when the New Year rolls round. Unfortunately, many more are like me: procrastinators. A special effort was made to contact former contributors this year and was rewarded with a number returning to the fold. Additional time was necessary this year because there were so many numbers in need of clarification. There were some typos, some splits and lumps, and some misunderstandings; all requiring an exchange to sort out. Thanks to those who replied promptly. To those who still have not responded when this goes to print, I hope my decision as to what to include reflects reality.

Improving the reporting system proved more difficult than expected. The new form was successfully used by many and, although there were a few minor problems, it was generally received favourably and did allow for easier compiling. That was offset timewise by the expanded opportunities for new lists, making the workload about the same. A better online reporting system is a longterm goal; but minor changes to the current forms may be all that's done for next year. Thanks to everyone who passed on their comments, pro or con.

I am continuing to add content and utility to the [Canadian Listers' Corner](#) website. Currently available on the website are: Data Reporting Forms, Local Area Definitions, Thresholds, Back Issues and History. The latter two items are under development but have some interesting features. Covers from back issues have been scanned and the very first issue of Gerry Bennett's *Birdfinding in Canada* from Jan. 1981 is available in PDF format, along with the letter that started it all. This first issue is the beginning of CLC and has Canadian listing numbers from 1980 in it. Space/memory is a problem for back issues that will have to be sorted out before too many are added. It will also present difficulties for those with older, slower computers or modems, because of the large file size.

I value any suggestions for improvement to either the publication or the website. Some of you have already contributed your ideas, for which I am grateful. And I'd love to hear more of your ideas on how best to improve our experience. It is important to note here that any shortcomings related to this issue or in the website are totally my responsibility. So please, if you see errors or omissions, let me know.

It was disappointing at first to watch the reports come in, by the end of January barely half last year's number had been received. Then, with extra prompting, it was more gratifying to see the numbers rise to close to last year's. And it was most satisfying to finally surpass 2006 by over 10% or 10 respondents. We now have 105 respondents this year, plus two non-reporting subscribers. Only two of last year's members did not respond this year (Harv Lane, Kleefeld MB and Germain Savard, Saint-Fulgence QC). If anyone knows why, please let me know. Hopefully, they are both in good health and still enjoying listing. Sadly, one member was lost to death: Marianne Neily, Ottawa ON in Oct. 2005 (see last issue). To balance these losses, there were five returnees from previous years (Esther Allin, Iroquois, ON; Herb Elliot, Toronto, ON; Alan Fiskin, Calgary AB; Bryan Gates, Victoria, BC; and Murray Newell, Clark's Harbour NS); and eight new subscribers (Olivier Barden, Québec City, QC; Phillip

Cram, Calgary, AB; Ryan Dudragne, Swift Current, SK; John Fowles, West Bolton, QC; Denise Godin, Bertrand, NB; Kathleen LePoer, West Bolton, QC; Brent Schmor, Abbotsford, BC; & Carolynn Schmor, Abbotsford, BC). A hearty welcome to all our new and returned members!

That makes this year the best yet, at least in recent times, in terms of membership numbers, exceeding 2003 by 4! We are also carrying forward totals from 16 listers who've not updated their totals for last year (2), the last two years (1), last 3 years (6), last 4 years (7). It is to be hoped they will rejoin. All told, there are lists from 121 birders in this issue.

Thanks to everyone who helped to spread the word about CLC! Please continue to tell your birding friends about us and show them the publication and website. Word-of-mouth is still probably the best way to interest new listers to take part. Share the fun and games!

About the Compiler

Including a brief bit of information about the compiler is probably a good idea in every issue, and especially “interesting” to new members. If you really want details, visit my website www.neilyworld.com, and click on the tiny “CV” under my photo (an old one). For this issue, a quick review will do. I work for Statistics Canada as a Geomatics Specialist. I am also chairman of the board of the Tabitha Foundation (Canada). This is a charity doing work among the devastated people of Cambodia. Another hat is that of webmaster at NeilyWorld. The main part of this website is an online Birding Ottawa Guide. There is a birding links section with 4,000 websites listed, and, of course, the pages for the Canadian Listers' Corner. And yes, I still find time to go birding occasionally. I grew up in the Annapolis Valley in Nova Scotia. With Wayne Neily as an older brother, I naturally became a birder at an early age. I attended Acadia University (Wolfville, NS) and what is now the College of Geographical Sciences (Lawrencetown, NS). I lived in BC briefly and in Ottawa since 1984. I have had 40+ years of birding experience, pursuing the hobby extensively in North America (12 provinces and territories, 47 US states + DC, 7 Mexican states and Costa Rica).

Lana Holmes Cover Art

“Tennis Anyone” is the title of this year’s cover sketch by L’Original, Ontario artist and writer, Elaine (Lana) Holmes, whose Northern Oriole and Tufted Titmouse have graced the last two year’s issues. Lana Holmes was born in Liverpool in 1943. Her art and poetry have been lifelong passions. Nature and all its creatures figure prominently in most of Lana’s work. Although comfortable in several media, graphite studies of birds and mice are most favoured, closely followed by watercolour landscapes. In recent years, Korean and Japanese poetry has occupied most of her writing hours. Watch for her book, *Once-Wild Horses*.

Lana is a lifetime member of Canadian Authors Association, and also is a longtime member of Hudson Artists Association, Ottawa Valley Artists, Kado Ottawa and Haiku Canada. If you wish to learn more, contact her by email at ehallahan@sympatico.ca.

Significant lifelist milestones achieved in 2006

Name	Milestone Reached / Passed	Reporting Area
John Zoch	400	Canada
Roger Foxall	400	British Columbia
Eric Tull	250	Saskatchewan
Robert Parsons	350	Manitoba
Bill Wilson	200	Manitoba
Jerry Guild	400	Ontario
Wayne Neily	200	New Brunswick
Murray Newell	350	Nova Scotia
Eric Tull	3000	ATPAT
Peter Mitchell	2300	ATPAT
David Stirling	2100	ATPAT
John Luce	2000	ATPAT
Rose-Aline Chiasson	1800	ATPAT
Joan McDonald	1700	ATPAT
Malcolm McDonald	1700	ATPAT
Lorelie Mitchell	1400	ATPAT
John Zoch	1400	ATPAT
Ken Thorpe	1400	ATPAT
Larry Neily	6700	Total Ticks
Jerry Pilny	650	ABA Area
Danny Tyson	600	ABA Area
Barry Attridge	500	Photos ABA Area
Ian Platt	1100	North America
Martin Edwards	7800	World
Paul Mackenzie	5100	World
Hugh Currie	4700	World
Hue MacKenzie	4300	World
Jo Ann MacKenzie	4300	World
Barry Attridge	4000	World
Margaret Bain	3900	World
David Stirling	3800	World
Mike Toochin	3700	World
Roger Foxall	3400	World
Juliette Pellerin	3000	World
Mike Austin	2800	World
Theo Hofmann	2500	World
Steve Charlton	2200	World
Bill Crins	2000	World
Mark Dennis	1800	World
Ian Platt	1600	World
Bryan Gates	1500	World
Peter Mitchell	1300	World
Gavin Platt	1200	World
Martin Edwards	100% (again)	World Families
Paul Mackenzie	200	World Families
Brooke Clibbon	150	World Families
Alex Gray	300	Prairie Provinces
Brooke Clibbon	200	Atlantic Canada

Significant lifelist milestones achieved in 2006 (cont'd)

Name	Milestone Reached / Passed	Reporting Area
Eric Tull	200	Canada Winter
Larry Neily	200	Canada Winter
Jo Ann MacKenzie	250	British Columbia Winter
Craig McLauchlan	200	Ontario Winter
Alex Gray	100	Nova Scotia Winter
Mike Toochin	500	British Columbia & Alaska
Blake Maybank	350	Central Nova Scotia
Roger Foxall	300	Vancouver
Alan Fishkin	300	Calgary
Hue MacKenzie	250	Vancouver Island
Jocelyne Godin	250	Acadian Peninsula
Blake Maybank	200	Lunenburg County, NS
Danny Tyson	150	Seen Every Month in BC
Wayne Neily	2300	All Nova Scotian Counties Added Together
Larry Neily	1500	All Border States Added Together



Photograph and haiku by your compiler (published in the Haiku Canada Holographic Anthology, 2007)

LIFELISTS

This category includes only lifelists from the major areas: Canada, the provinces and territories, ABA area, North America, the world and related lists. Winter Lifelists and Local Lifelists are reviewed under those category titles later in the issue. Some birders keep and submit only their lifelists. The interest and competition is usually stronger in these categories. While it is self-evident to serious birders just what a lifelist is, a novice reading this may not know. A lifelist is, logically enough, the number of species seen in a given area during one's entire life (to date). There are, of course, complications. The bird must be a full species, recognized by the listing jurisdiction as a countable species. We hope by this to have comparable lists, though individual interpretation of rules can skew the numbers a bit sometimes. *Canadian Listers' Corner* does not vet lists; we simply assume they are submitted according to the rules.

Checklist totals used for calculating thresholds are the same as those used by the American Birding Association (ABA) and are derived from Tony White's reports. As with the ABA, Clements' 6th edition is the authority used for world species and families. The revised number of families is currently 204, but rumour has it this may increase in future.

To be published, a birder needs a lifelist of 50% of the provincial total in most provinces; but only 40% of the provincial/territorial total in Prince Edward Island, Newfoundland and Labrador, the Yukon, and Northwest Territories; and only 30% for Nunavut Territory. These reduced thresholds are because of the dearth of lists from, and difficulties involved in birding in, some of our less populous and farflung areas. If and when we get sufficient lists from these areas, the thresholds may rise. Thresholds are 350 for Canada, 500 for the ABA area and 1000 for ATPAT and World lifelists.

Thresholds are shown after an area's total list in the table headers. Lifelists are as reported up to the end of 2006. An asterisk (*) indicates that the list may not be current as no report was received from that person for 2006 and the previous year's total has been recycled. Sixteen listers have not reported for at least two years, some as much as four years. Perhaps those who may know our "lost sheep" will show them this report and maybe they will be inspired to update their numbers. Figures in parentheses following a birder's name are increases reported since last year, or in a few cases, since their last report. You may notice a few lists that are one or two birds short of the threshold, yet rounded off are at 50%. Given that the thresholds are a fairly quickly moving target, these are included.

This year's Lifelists section includes 733 threshold-breaking lifelists from 121 birders, including 105 current subscribers, 2 from last year and 14 from previous years. Interestingly, 365 (+12 over 2006) of these lists are basic Canadian, provincial or territorial lists. The number of birders that made the Canadian and ABA thresholds are now 89 (+2) and 79 (+5) respectively. Only one new lister joined the North American category, now at 29. But 4 new World listers bumped that group up to 54. The number of ATPAT lists increased 2 to 50. Those with a reportable number of bird families seen increased 3 to 35.

LIFELISTS

Canada 643 spp. (threshold = 350 spp.)

The top Canadian lister is still Roger Foxall at 522, who has a five species lead over Hue MacKenzie. Christopher Escott's +7 to reach 491 and Danny Tyson's +11 for 473 were the best moves among the leaders. The largest increase was 12 species for both Jerry Pilny and John Zoch. New lists in this category come from Olivier Barden (408) and Brent Schmor (362).

522	81%	Roger Foxall, Surrey BC (+2)	431	67%	Jerry Pilny, Calgary AB (+12)
517	80%	Hue MacKenzie, Surrey BC (+3)	430	67%	Mike Austin, Friendswood TX (+1)
515	80%	Jo Ann MacKenzie, Surrey BC (+3)	429	67%	Lloyd Esralson, Surrey BC (+2)
514	80%	Alex Gray, Mississauga ON (+2)	427	66%	Bruce Brydon, Holland Landing ON
499	78%	Blake Maybank, White's Lake NS (+2)	426	66%	Bill Wilson, Calgary AB (+1)
497	77%	John Luce, Surrey BC (+4)	425	66%	Gordon Grief, Winnipeg MB (+2)
491	76%	Christopher Escott, Toronto ON (+7)	423	66%	Guy Zenaitis, Montreal QC
486	76%	David Stirling, Victoria BC (+2)	421	65%	Jim Burk, Blenheim ON (+2)
486	76%	Mike Toochin, Richmond BC (+2)	420	65%	Angus MacLean, Coldbrook NS (+3)
483	75%	Eric Tull, Calgary AB (+1)	419	65%	Don MacNeill, Halifax NS (+2)
481	75%	Theo Hofmann, Thornhill ON	416	65%	Bryan Gates, Victoria BC (+5)
476	74%	Hugh Currie, Toronto ON (+2)	416	65%	Harv Lane, Kleefeld MB *
473	74%	Danny Tyson, Surrey BC (+11)	415	65%	Peter Landry, Montreal QC
471	73%	David Milsom, Bolton ON *	412	64%	Colleen Lindley, London ON
470	73%	Don Perks, Mississauga ON	411	64%	Martin Edwards, Kingston ON (+1)
467	73%	Hamish McLean, Toronto ON (+5)	411	64%	Gordon Payne, London ON (+4)
464	72%	Peter Mitchell, Weir QC (+6)	411	64%	Robert Tymstra, Sarnia ON
464	72%	Wayne Weber, Delta BC (+2)	410	64%	Robert Parsons, Winnipeg MB (+2)
463	72%	Alan Wormington, Leamington ON (+1)	410	64%	Allen Woodliffe, Chatham ON (+2)
462	72%	Rolph Davis, King City ON (+2)	408	63%	Olivier Barden, Québec City, QC (new)
460	72%	Mabel McIntosh, Pointe Claire QC	407	63%	Rick Tyson, Surrey BC (+3)
457	71%	Richard Cannings, Naramata BC (+4)	406	63%	Herb Elliott, Toronto ON (+5)
456	71%	William Lindley, London ON (+2)	406	63%	Joel Ellis, Glenburnie ON (+1)
453	70%	Brooke Clibbon, Calgary AB (+3)	403	63%	Jerry Guild, Mississauga ON (+2)
453	70%	Ian Platt, London ON (+7)	403	63%	Terry Osborne, Erin ON (+2)
451	70%	Gordon Tufts, Wolfville NS	402	63%	Daniel St-Hilaire, Hull QC
449	70%	Keith Burk, Blenheim ON (+1)	402	63%	Ken Thorpe, Cote Saint-Luc QC
448	70%	June Smith, Whitby ON *	402	63%	John Zoch, Leamington ON (+12)
448	70%	Margaret Bain, Cobourg ON	396	62%	Bernard Goulet, Calgary AB *
447	70%	Edgerton Pegg, Claremont ON *	396	62%	Richard Stern, Kentville NS (+2)
446	69%	Wayne Neily, Tremont NS (+3)	395	61%	Thérèse Goulet, Calgary AB *
445	69%	Paul Mackenzie, Kingston ON (+4)	386	60%	Juliette Pellerin, Boudreau West NB
444	69%	Burke Korol, Huntsville ON *	385	60%	Floyd Deiter, Paris ON
444	69%	Larry Neily, Ottawa ON (+4)	385	60%	Rosita Lanteigne, Caraquet NB (+1)
443	69%	Hilaire Chiasson, Lamèque NB (+1)	381	59%	Susan Grief, Winnipeg MB *
443	69%	Bill Crins, Peterborough ON (+1)	377	59%	Benoit Lanteigne, Caraquet NB (+5)
443	69%	Joan McDonald, Calgary AB (+2)	375	58%	Frank Pinilla, Richmond Hill ON (+2)
442	69%	Malcolm McDonald, Calgary AB (+2)	374	58%	Barry Attridge, London ON (+1)
438	68%	Rose-Aline Chiasson, Lamèque NB (+1)	373	58%	Lorelie Mitchell, Glenboro MB
437	68%	Rudolf Koes, Winnipeg MB *	369	57%	Richard Tafel, North Bay ON (+6)
437	68%	Gavin Platt, London ON (+3)	365	57%	Ilay Ferrier, Knowlton QC
437	68%	Ian Roseby, Wilmot NS (+1)	364	57%	Esther Allin, Newcastle ON
435	68%	Craig McLauchlan, Whitby ON (+4)	362	56%	Brent Schmor, Abbotsford, BC (new)
434	67%	Suzanne Benoit, Ft. Saskatchewan AB	358	56%	Harold Stiver, Paris ON *
434	67%	Andrew Slater, Calgary AB			

LIFELISTS

British Columbia 484 spp. (threshold = 242 spp.)

Mike Toochin's leading total of 442 is all the more remarkable for being the only BC list over 90% and ten ahead of his nearest rival, Hue MacKenzie. Roger Foxall, our Canada lifelist leader, becomes the 9th birder to reach 400 in BC and next year could see as many as 3 more reach this lofty plateau. Christopher Escott of ON had the most new species in BC jumping onto the list with 25 additions. Jerry Pilny of AB, last year's plus leader, added 17. Two new members joined the BC listers' ranks: Brent Schmor (343) and Carolynn Schmor (324). Though only 15 of 36 reporters for BC are residents, they constitute all of the top 13.

442	91%	Mike Toochin, Richmond BC (+3)	314	65%	Burke Korol, Huntsville ON *
432	89%	Hue MacKenzie, Surrey BC (+3)	301	62%	Blake Maybank, White's Lake NS
431	89%	Jo Ann MacKenzie, Surrey BC (+3)	300	62%	Joan McDonald, Calgary AB
419	87%	David Stirling, Victoria BC (+4)	300	62%	Malcolm McDonald, Calgary AB
418	86%	Wayne Weber, Delta BC (+3)	298	62%	Brooke Clibbon, Calgary AB (+8)
415	86%	Danny Tyson, Surrey BC (+3)	290	60%	Jerry Pilny, Calgary AB (+17)
410	85%	John Luce, Surrey BC (+2)	289	60%	Bill Wilson, Calgary AB
403	83%	Lloyd Esralson, Surrey BC (+2)	288	60%	Bill Crins, Peterborough ON (+1)
402	83%	Roger Foxall, Surrey BC (+6)	286	59%	Theo Hofmann, Thornhill ON
397	82%	Bryan Gates, Victoria BC (+8)	276	57%	Wayne Neily, Tremont NS
397	82%	Rick Tyson, Surrey BC (+3)	272	56%	Gordon Tufts, Wolfville NS
396	82%	Richard Cannings, Naramata BC (+3)	265	55%	Christopher Escott, Toronto ON (+25)
343	71%	Brent Schmor, Abbotsford, BC (new)	264	55%	Peter Mitchell, Weir QC
341	70%	Eric Tull, Calgary AB (+4)	264	55%	Larry Neily, Ottawa ON
327	68%	Alex Gray, Mississauga ON (+2)	258	53%	Rudolf Koes, Winnipeg MB *
324	67%	Carolynn Schmor, Abbotsford, BC (new)	253	52%	Paul Mackenzie, Kingston ON
321	66%	Suzanne Benoit, Ft. Saskatchewan AB	245	51%	Edgerton Pegg, Claremont ON *
316	65%	Laurie Rockwell, Summerland BC (+1)	243	50%	Ian Roseby, Wilmot NS

Alberta 406 spp. (threshold = 203 spp.)

Joan and Malcolm McDonald continue to lead with 358 and 357 respectively, with Eric Tull only a few behind at 354. Again we saw no major moves in AB lists. Alan Fishkin's total is up 12, but, with no reports for 2 years, must be split three ways. It is still good by recent AB standards though. New listers reporting in AB were Phillip Cram (315) and John Luce (237). I love to see these provincial lists growing! Similar to BC, Albertans hold down the top 12 spots with 12 of 27 respondents. Neighbours from BC make up 8 of the remainder.

358	88%	Joan McDonald, Calgary AB (+1)	246	61%	Peter Mitchell, Weir QC
357	88%	Malcolm McDonald, Calgary AB (+1)	244	60%	Hue MacKenzie, Surrey BC
354	87%	Eric Tull, Calgary AB (+1)	241	59%	Roger Foxall, Surrey BC
344	85%	Bill Wilson, Calgary AB (+3)	239	59%	Jo Ann MacKenzie, Surrey BC
343	84%	Andrew Slater, Calgary AB	237	58%	John Luce, Surrey BC (new)
342	84%	Brooke Clibbon, Calgary AB (+1)	235	58%	Wayne Weber, Delta BC
338	83%	Jerry Pilny, Calgary AB (+3)	234	58%	Wayne Neily, Tremont NS
337	83%	Alan Fishkin, Calgary AB (+12)	230	57%	Alex Gray, Mississauga ON
324	80%	Suzanne Benoit, Ft. Saskatchewan AB	225	55%	Blake Maybank, White's Lake NS
315	78%	Phillip Cram, Calgary, AB (new)	222	55%	Bryan Gates, Victoria BC
304	75%	Bernard Goulet, Calgary AB *	214	53%	Richard Cannings, Naramata BC (+6)
302	74%	Thérèse Goulet, Calgary AB *	209	51%	Harv Lane, Kleefeld MB *
284	70%	David Stirling, Victoria BC	201	50%	Theo Hofmann, Thornhill ON
264	65%	Burke Korol, Huntsville ON *			

LIFELISTS

Saskatchewan 409 spp. (threshold = 205 spp.)

Harv Lane, one of our two missing listers from last year, continues to lead at 332. Bill Wilson of Calgary added 21 to post the largest increase. Our Saskatchewan numbers continue to grow, with two new members this year. Ryan Dudragne (coming in at 260) actually lives there, making him the only resident on this list. John Luce of BC is the other new lister at 227.

332	81%	Harv Lane, Kleefeld MB *	229	56%	Bill Wilson, Calgary AB (+21)
312	76%	Christopher Escott, Toronto ON	227	56%	John Luce, Surrey BC (new)
308	75%	Burke Korol, Huntsville ON *	224	55%	Alex Gray, Mississauga ON (+5)
260	64%	Ryan Dudragne, Swift Current, SK (new)	223	55%	Jerry Pilny, Calgary AB (+1)
259	63%	Suzanne Benoit, Ft. Saskatchewan AB	218	53%	Peter Mitchell, Weir QC
252	62%	Blake Maybank, White's Lake NS	217	53%	Brooke Clibbon, Calgary AB (+11)
251	61%	Eric Tull, Calgary AB (+6)	211	52%	Wayne Neily, Tremont NS
235	57%	Roger Foxall, Surrey BC	204	50%	David Stirling, Victoria, BC
231	56%	Gordon Grief, Winnipeg MB (+1)			

Manitoba 389 spp. (threshold = 195 spp.)

Gordon Grief (at 356) has now passed Rudolf Koes' last reported number to slide into first place in Manitoba. Maybe this will be just the incentive for Rudolf to update his numbers. Again this year an out-of-province birder, Lorelie Mitchell, led in additions with 17. No new lists were submitted for the province.

356	92%	Gordon Grief, Winnipeg MB (+2)	232	60%	Alex Gray, Mississauga ON (+1)
355	91%	Rudolf Koes, Winnipeg MB *	221	57%	Brooke Clibbon, Calgary AB (+10)
352	90%	Robert Parsons, Winnipeg MB (+3)	218	56%	Roger Foxall, Surrey BC (+6)
339	87%	Wayne Neily, Tremont NS (+1)	217	56%	John Luce, Surrey BC (+12)
326	84%	Susan Grief, Winnipeg MB *	217	56%	Edgerton Pegg, Claremont ON *
319	82%	Harv Lane, Kleefeld MB *	211	54%	Hue MacKenzie, Surrey BC
282	72%	Angus MacLean, Coldbrook NS	210	54%	Burke Korol, Huntsville ON *
280	72%	Blake Maybank, White's Lake NS (+1)	209	54%	Bill Wilson, Calgary AB (+16)
266	68%	John Zoch, Leamington ON	205	53%	Richard Stern, Kentville NS
256	66%	Eric Tull, Calgary AB (+3)	205	53%	Gordon Tufts, Wolfville, NS
248	64%	Lorelie Mitchell, Glenboro MB (+17)	202	52%	Mike Austin, Friendswood TX
241	62%	David Stirling, Victoria BC	201	52%	Barry Attridge, London ON
239	61%	Peter Mitchell, Weir QC	194	50%	David Milsom, Bolton ON *

LIFELISTS

Ontario 479 spp. (threshold = 240 spp.)

Alan Wormington continues to have the highest of our Ontario lists with 432. Don Perks, at 430, is close behind, having gained 3 on Alan this year. The highest gainer in the top fifteen, and second highest overall, was Christopher Escott, who had a plus eight, to reach 396. The largest increase overall was that of John Zoch, with a +20. Surprisingly, there were no new lists submitted for the province. Nearly sixty percent of *Canadian Listers' Corner* members have a reportable Ontario lifelist. High population density, central location and great birding locations like Point Pelee all contribute. Hence we have 69 lists reported for ON that reach the threshold, far more than any other province. In fact, it is almost twice BC's runner-up 36.

432	90%	Alan Wormington, Leamington ON (+1)	340	71%	Hue MacKenzie, Surrey BC
430	90%	Don Perks, Mississauga ON (+4)	336	70%	Joel Ellis, Glenburnie ON (+1)
420	88%	Keith Burk, Blenheim ON (+1)	335	70%	Roger Foxall, Surrey BC (+2)
418	87%	Hugh Currie, Toronto ON (+4)	334	70%	Harold Stiver, Paris ON *
417	87%	Harry Kerr, Toronto ON (+2)	324	68%	Burke Korol, Huntsville ON *
417	87%	Eileen Kerr, Toronto ON (+2)	324	68%	Larry Neily, Ottawa ON (+1)
409	85%	William Lindley, London ON (+3)	322	67%	Martin Edwards, Kingston ON (+1)
403	84%	Terry Osborne, Erin ON (+2)	321	67%	John Zoch, Leamington ON (+20)
401	84%	David Milsom, Bolton ON *	320	67%	Eric Tull, Calgary AB
400	84%	Jerry Guild, Mississauga ON (+4)	315	66%	Jacques Bouvier, St-Isidore ON (+7)
397	83%	Ian Platt, London ON (+4)	314	66%	Esther Allin, Newcastle ON
396	83%	Christopher Escott, Toronto ON (+8)	313	65%	Richard Tafel, North Bay ON
394	82%	Jim Burk, Blenheim ON (+2)	306	64%	Mabel McIntosh, Pointe Claire QC
391	82%	Craig McLauchlan, Whitby ON (+4)	306	64%	Mike Austin, Friendswood TX (+3)
390	81%	Hamish McLean, Toronto ON	305	64%	Martin Bowman, Williamstown ON (+5)
389	81%	Alex Gray, Mississauga ON (+1)	302	63%	Blake Maybank, White's Lake NS
388	81%	Margaret Bain, Cobourg ON	302	63%	Peter Mitchell, Weir QC
387	81%	Alfred Adamo, Mississauga ON (+6)	301	63%	John Luce, Surrey BC
382	80%	Sheldon McGregor, Ancaster ON (+1)	299	62%	Gordon Pringle, Ottawa ON
380	79%	Herb Elliott, Toronto ON (+1)	287	60%	Jerry Pilny, Calgary AB (+1)
380	79%	Allen Woodliffe, Chatham ON (+2)	278	58%	Gillian Horgan, Williamstown ON (+1)
377	79%	Gordon Payne, London ON (+4)	278	58%	Lorelie Mitchell, Glenboro MB
376	78%	Rolph Davis, King City ON (+1)	278	58%	Daniel St-Hilaire, Hull QC
373	78%	Gavin Platt, London ON (+2)	273	57%	Barry Attridge, London ON
372	78%	Theo Hofmann, Thornhill ON (+3)	272	57%	Brooke Clibbon, Calgary AB
370	77%	Bill Crins, Peterborough ON	263	55%	Wayne Neily, Tremont NS (+3)
365	76%	Colleen Lindley, London ON	259	54%	Ian Roseby, Wilmot NS
365	76%	Robert Tymstra, Sarnia ON	255	53%	Angus MacLean, Coldbrook NS
363	76%	Bruce Brydon, Holland Landing ON (+1)	245	51%	Rudolf Koes, Winnipeg MB *
363	76%	Scott Connop, Orono ON *	244	51%	Joan McDonald, Calgary AB (+1)
363	76%	Floyd Deiter, Paris ON	244	51%	Malcolm McDonald, Calgary AB (+1)
363	76%	Paul Mackenzie, Kingston ON	243	51%	Gordon Grief, Winnipeg MB (+6)
348	73%	Frank Pinilla, Richmond Hill ON (+3)	239	50%	David Stirling, Victoria BC
347	72%	Edgerton Pegg, Claremont ON *	237	49%	Robert Parsons, Winnipeg MB
344	72%	Jo Ann MacKenzie, Surrey BC			

LIFELISTS

Quebec 449 spp. (threshold = 225 spp.)

Mabel McIntosh, despite health problems, continues to hold the highest list for QC with 376. Peter Mitchell though, who added 4 last year, is now only 2 behind Mabel. New to our Quebec membership is keen young Olivier Barden, jumping aboard with a total of 331, good for 5th spot. Mark Dennis of St-Lazare had the largest increase last year with ten. Quebec now has 32 listers that reach the threshold, third among the provinces.

376	84%	Mabel McIntosh, Pointe Claire QC	273	61%	Eric Tull, Calgary AB
374	83%	Peter Mitchell, Weir QC (+4)	265	59%	Martin Bowman, Williamstown ON (+7)
371	83%	Guy Zenaitis, Montreal QC	263	59%	Larry Neily, Ottawa ON (+1)
344	77%	Peter Landry, Montreal QC	261	58%	Hue MacKenzie, Surrey BC
331	74%	Olivier Barden, Québec City, QC (new)	260	58%	Jo Ann MacKenzie, Surrey BC
327	73%	Germain Savard, Saint-Fulgence QC *	260	58%	Blake Maybank, White's Lake NS
318	71%	Daniel St-Hilaire, Hull QC	239	53%	Gordon Pringle, Ottawa ON
306	68%	Ken Thorpe, Cote Saint-Luc QC	238	53%	Rosita Lanteigne, Caraquet NB (+8)
298	66%	Bernard Goulet, Calgary AB *	237	53%	Hilaire Chiasson, Lamèque NB (+2)
296	66%	Ian Roseby, Wilmot NS	236	53%	Brooke Clibbon, Calgary AB
292	65%	Mark Dennis, St-Lazare QC (+10)	230	51%	Michel Chiasson, Caraquet NB (+1)
287	64%	John Luce, Surrey BC (+4)	230	51%	Wayne Neily, Tremont NS
283	63%	Ilay Ferrier, Knowlton QC	229	51%	Gillian Horgan, Williamstown ON (+2)
281	63%	Thérèse Goulet, Calgary AB *	228	51%	Rose-Aline Chiasson, Lamèque NB (+2)
277	62%	Steve Charlton, Pierrefonds QC (+1)	228	51%	Jollande St-Pierre, Alderwood NB (+5)
277	62%	Roger Foxall, Surrey BC	226	50%	Alex Gray, Mississauga ON

New Brunswick 410 spp. (threshold = 205 spp.)

Hilaire Chiasson continues to have the highest New Brunswick list at 344, followed by Rose-Aline Chiasson at 341. New member Denise Godin joined us with a total of 228. Wayne Neily of Nova Scotia, who suffered from threshold slippage while living in Manitoba, caught up to the threshold again last year to rejoin the NB list. Strange as it may seem, his brother from Ontario, your compiler, had the largest increase in NB (+8) and a great visit to Grand Manan.

344	84%	Hilaire Chiasson, Lamèque NB	265	65%	Jocelyne Godin, Bertrand NB
341	83%	Rose-Aline Chiasson, Lamèque NB	265	65%	Eric Tull, Calgary AB
338	82%	Rosita Lanteigne, Caraquet NB (+2)	238	58%	Blake Maybank, White's Lake NS
337	82%	Juliette Pellerin, Boudreau West NB	232	57%	Peter Mitchell, Weir QC
332	81%	Benoit Lanteigne, Caraquet NB (+2)	228	56%	Denise Godin, Bertrand NB (new)
313	76%	Angus MacLean, Coldbrook NS	217	53%	Alex Gray, Mississauga ON
291	71%	Michel Chiasson, Caraquet NB (+4)	215	52%	Larry Neily, Ottawa ON (+8)
291	71%	Jollande St-Pierre, Alderwood NB (+3)	209	51%	Roger Foxall, Surrey BC
283	69%	Jude Larocque, Coteau Road NB *	206	50%	Wayne Neily, Tremont NS

LIFELISTS

Nova Scotia 462 spp. (threshold = 231 spp.)

Again this year, we see increases in many of the lists in Nova Scotia, indicating a very healthy birding community in this small province. That being said no new listers for the province seems a bit surprising. Alex Gray, obviously making a preemptive strike to ward off threshold creep, had the largest increase in NS, a plus 11. Blake Maybank continues to lead all our respondents by a healthy margin with an impressive 394.

394	85%	Blake Maybank, White's Lake NS (+2)	344	74%	Gordon Tufts, Wolfville NS
367	79%	John Nickerson, Clark's Harbour NS (+6)	330	71%	Terry Crowell, Shag Harbour NS *
363	79%	Angus MacLean, Coldbrook NS (+4)	317	69%	Stella MacLean, Coldbrook NS
362	78%	Roger Foxall, Surrey BC (+1)	289	63%	Wayne Neily, Tremont NS (+9)
360	78%	Don MacNeill, Halifax NS (+2)	288	62%	Suzanne Borkowski, Halifax NS (+7)
358	77%	Richard Stern, Kentville NS (+2)	286	62%	Ian Roseby, Wilmot NS (+4)
354	77%	Joan Czapalay, Halifax NS (+2)	279	60%	Larry Neily, Ottawa ON (+3)
354	77%	Murray Newell, Clark's Harbour NS (+10)	249	54%	Alex Gray, Mississauga ON (+11)

Prince Edward Island 336 spp. (threshold = 134 spp.)

Angus MacLean still has a comfortable lead over all comers in Prince Edward Island with 211 species. Alex Gray was alone in increasing his PEI list last year, adding 5 species. PEI shares with Newfoundland the unfortunate distinction of having no active subscribers. This is reflected in the lowness of the highest list's percentage compared to all other provinces (63% compared to 79% to 92% in the other 9 provinces).

211	63%	Angus MacLean, Coldbrook NS	165	49%	Roger Foxall, Surrey BC
190	57%	Blake Maybank, White's Lake NS	157	47%	Wayne Neily, Tremont NS
181	54%	Alex Gray, Mississauga ON (+5)	156	46%	Hilaire Chiasson, Lamèque NB
173	51%	Eric Tull, Calgary AB	145	43%	Rose-Aline Chiasson, Lamèque NB
167	50%	Stella MacLean, Coldbrook NS			

Newfoundland and Labrador 387 spp. (threshold = 155 spp.)

A good sign this year is the addition of two new listers to the Newfoundland and Labrador section. Peter Mitchell chimes in at 176 and Ian Roseby rings up 158. Both are out-of-province birders, along with 7 of 8 on this list. The only resident, Doug Phelan, also owner of the highest reported NL list at 304, has not responded for some time now.

304	79%	Doug Phelan, St. John's NL *	176	45%	Peter Mitchell, Weir QC (new)
268	69%	Blake Maybank, White's Lake NS	165	43%	Eric Tull, Calgary AB
228	59%	Roger Foxall, Surrey BC	158	41%	Ian Roseby, Wilmot NS (new)
195	50%	Alex Gray, Mississauga ON	153	40%	Wayne Neily, Tremont NS

LIFELISTS

Yukon Territory 296 spp. (threshold = 118 spp.)

Not much to report for the Yukon. Roger Foxall added 7 birds to his list last year, making his the only list that changed, though his rank did not. Richard Cannings still holds the lead.

172	58%	Richard Cannings, Naramata BC	145	49%	Theo Hofmann, Thornhill ON
161	54%	Alex Gray, Mississauga ON	139	47%	Roger Foxall, Surrey BC (+7)
155	52%	Eric Tull, Calgary AB	123	42%	Brooke Clibbon, Calgary AB
150	51%	Wayne Neily, Tremont NS	117	40%	Joan McDonald, Calgary AB
149	50%	David Stirling, Victoria BC	117	40%	Malcolm McDonald, Calgary AB

Northwest Territories 314 spp. (threshold = 126 spp.)

Even less to report for the Northwest Territories, not even the threshold changed. Eric Tull continues to be top lister here.

180	57%	Eric Tull, Calgary AB	156	50%	Wayne Neily, Tremont NS
164	52%	Alex Gray, Mississauga ON	138	44%	Brooke Clibbon, Calgary AB
157	50%	Alan Wormington, Leamington ON	136	43%	David Stirling, Victoria BC

Nunavut 257 spp. (threshold = 77 spp.)

Robert Tymstra has added 6 more species to his leading Nunavut total. Nunavut has been with us now since April 1, 1999, but few listers have spent time there. Don't forget that Hudson and James Bay and all the islands in them fall inside Nunavut.

143	56%	Robert Tymstra, Sarnia ON (+6)	76	30%	Alex Gray, Mississauga ON
-----	-----	--------------------------------	----	-----	---------------------------

Total Ticks (All Canadian Provinces and Territories, US States, DC & St. Pierre et Miquelon Added Together) 27439 spp. (threshold = 4000 spp.)

Response to the listing challenge in last year's issue was both gratifying and competitive, with six birders contributing their numbers. Eric Tull, the ATPAT champ, is our leader in this category as well, with nearly 7,000. The "Total Ticky" list, as it is sometimes called, incorporates the same basic principle as the ATPAT list but, to quote the ABA definition, "It includes all the states, provinces, and territories that lie within the ABA Area (thereby excluding Hawaii, but including the District of Columbia and the French islands of St. Pierre & Miquelon, which are in the ABA Area)." We get to see here who the "truly diseased" are among us.

6998	25%	Eric Tull, Calgary AB (new)	6081	22%	Wayne Neily, Tremont NS (new)
6716	24%	Larry Neily, Ottawa ON (+184)	5608	20%	Brooke Clibbon, Calgary AB (new)
6493	24%	Roger Foxall, Surrey BC (new)	4317	16%	Robert Parsons, Winnipeg MB (new)
6189	23%	Blake Maybank, White's Lake NS (new)			

LIFELISTS

All Territories and Provinces Added Together (ATPAT) 5078 spp. (threshold = 1000 spp.)

Bulletin: Tull reaches 3000!

The big news in the ATPAT world is, of course, Eric Tull's passing of the 3000 species mark! To put this in perspective somewhat, think of how hard you have to work to reach 60% of your home province's list. Not that hard you say, eh. Okay, then think how much more difficult it is to reach 60% in another province, even the closest one. A bit tougher, eh. Then realize that Eric has nearly 60%, by average, in every province and territory in Canada. Wow! Quite an accomplishment! Congratulations Eric!

A trio of other listers have 57%; Blake Maybank at 2888 in second spot, and Roger Foxall and Alex Gray at 2871 each, tied for third and both gaining on Blake again this year. One other ATPATER has over 50%, Wayne Neily at 53% or 2697, good for 5th place. Fully thirteen listers have passed the 2000 mark.

In 2006, Peter Mitchell of Weir, QC had the most new ATPAT ticks with a whopping 180. David Stirling of Victoria, BC (109) and John Luce (89) were 2nd and 3rd. Five others added more than 50 species each. New to the list were Juliette Pellerin at 1839 and Olivier Barden at 1328.

ATPAT 5078 spp. (threshold = 1000 spp.)

3001	59%	Eric Tull, Calgary AB (+14)	1674	33%	Bill Crins, Peterborough ON (+1)
2888	57%	Blake Maybank, White's Lake NS (+3)	1665	33%	Edgerton Pegg, Claremont ON *
2871	57%	Roger Foxall, Surrey BC (+22)	1654	33%	Rudolf Koes, Winnipeg MB *
2871	57%	Alex Gray, Mississauga ON (+25)	1631	32%	Wayne Weber, Delta BC (+3)
2697	53%	Wayne Neily, Tremont NS (+29)	1580	31%	Suzanne Benoit, Ft. Saskatchewan AB
2380	47%	Brooke Clibbon, Calgary AB (+30)	1566	31%	David Milsom, Bolton ON *
2310	45%	Peter Mitchell, Weir QC (+180)	1559	31%	Bill Wilson, Calgary AB (+40)
2134	42%	David Stirling, Victoria BC (+109)	1558	31%	Bernard Goulet, Calgary AB *
2108	42%	Angus MacLean, Coldbrook NS (+4)	1494	29%	Jerry Pilny, Calgary AB (+22)
2080	41%	Hue MacKenzie, Surrey BC (+3)	1484	29%	Thérèse Goulet, Calgary AB *
2060	41%	Jo Ann MacKenzie, Surrey BC (+3)	1472	29%	Harv Lane, Kleefeld MB *
2054	40%	John Luce, Surrey BC (+89)	1444	28%	Hamish McLean, Toronto ON
2018	40%	Larry Neily, Ottawa ON (+13)	1411	28%	Lorelie Mitchell, Glenboro MB (+36)
1976	39%	Paul Mackenzie, Kingston ON (+68)	1408	28%	John Zoch, Leamington ON (+18)
1926	38%	Theo Hofmann, Thornhill ON (+4)	1407	28%	Don Perks, Mississauga ON (+4)
1860	37%	Burke Korol, Huntsville ON *	1404	28%	Ken Thorpe, Cote Saint-Luc QC (+12)
1849	36%	Hilaire Chiasson, Lamèque, NB (+25)	1346	27%	Andrew Slater, Calgary AB (+15)
1839	36%	Juliette Pellerin, Boudreau West NB (new)	1328	26%	Olivier Barden, Québec City, QC (new)
1822	36%	Gordon Grief, Winnipeg MB (+11)	1274	25%	Margaret Bain, Cobourg ON
1817	36%	Rolph Davis, King City ON (+1)	1259	25%	Don MacNeill, Halifax NS (+11)
1815	36%	Ian Roseby, Wilmot NS (+10)	1245	25%	Daniel St-Hilaire, Hull QC
1813	36%	Rose-Aline Chiasson, Lamèque, NB (+49)	1240	24%	Susan Grief, Winnipeg MB *
1798	35%	Richard Cannings, Naramata BC (+58)	1226	24%	Robert Parsons, Winnipeg MB (+3)
1723	34%	Joan McDonald, Calgary AB (+66)	1190	23%	Rosita Lanteigne, Caraquet NB (+52)
1721	34%	Malcolm McDonald, Calgary AB (+66)	1176	23%	Ilay Ferrier, Knowlton QC

LIFELISTS

ABA Area 933 spp. (threshold = 500 spp.)

Reaching the 500 species level on the ABA list was moderately difficult and required some travel. But it proved fairly easy for those who traveled to hot spots like southeastern Arizona, southern Texas, southern California and/or southern Florida. Those birders were soon joining the 600 Club. To really get into the lofty heights though, one needed to bird western Alaska, especially the islands, to see Asian vagrants. It was not so long ago that the first birders joined the 700 Club; now even the CLC has seven members in the 700 Club. We wondered then if 800 was even possible. Now several birders have passed that mark, including our only 800 Club member, Mike Austin at 820. Is 900 possible? We may know in a few more years.

Last year the largest gain was that of Jerry Pilny of Calgary, AB, who had a +43 to bring him to 673. New to the ranks were Terry Osborne at 613, Olivier Barden at 581, Brent Schmor at 523, Peter Mitchell at 507, andCarolynn Schmor at 503.

820	88%	Mike Austin, Friendswood TX (+4)	622	67%	Alex Gray, Mississauga ON
761	82%	Roger Foxall, Surrey BC (+5)	621	67%	Margaret Bain, Cobourg ON
760	81%	Mike Toochin, Richmond BC	613	66%	Terry Osborne, Erin ON (new)
753	81%	Peter Landry, Montreal QC	612	66%	Burke Korol, Huntsville ON *
740	79%	William Lindley, London ON (+2)	612	66%	Hamish McLean, Toronto ON (+3)
718	77%	Steve Charlton, Pierrefonds QC (+2)	606	65%	Hilaire Chiasson, Lamèque, NB (+1)
702	75%	Jo Ann MacKenzie, Surrey BC (+1)	603	65%	Wayne Neily, Tremont NS (+2)
698	75%	Rolph Davis, King City ON (+2)	603	65%	Danny Tyson, Surrey BC (+7)
698	75%	Hue MacKenzie, Surrey BC (+1)	602	65%	Rose-Aline Chiasson, Lamèque, NB (+1)
698	75%	Paul Mackenzie, Kingston ON	602	65%	Robert Tymstra, Sarnia ON
690	74%	Christopher Escott, Toronto ON (+5)	597	64%	Jerry Guild Mississauga ON (+1)
690	74%	Gordon Payne, London ON (+15)	594	64%	Richard Stern, Kentville NS (+3)
689	74%	Hugh Currie, Toronto ON	593	64%	Martin Edwards, Kingston ON
689	74%	Blake Maybank, White's Lake NS (+2)	591	63%	Lloyd Esralson, Surrey BC
685	73%	Don Perks, Mississauga ON	589	63%	Bill Crins, Peterborough ON
676	72%	Ian Platt, London ON (+2)	588	63%	Gordon Grief, Winnipeg MB (+3)
673	72%	Jerry Pilny, Calgary AB (+43)	583	62%	Juliette Pellerin, Boudreau West NB (+8)
670	72%	David Stirling, Victoria BC (+3)	581	62%	Olivier Barden, Québec City, QC (new)
669	72%	Wayne Weber, Delta BC	577	62%	Bernard Goulet, Calgary AB *
663	71%	Robert Parsons, Winnipeg MB	577	62%	Thérèse Goulet, Calgary AB *
659	71%	John Luce, Surrey BC (+2)	574	62%	Lorelie Mitchell, Glenboro MB
658	71%	Barry Attridge, London ON (+1)	573	61%	Richard Cannings, Naramata BC (+3)
656	70%	Eric Tull, Calgary AB (+2)	573	61%	Guy Zenaitis, Montreal QC
654	70%	Joan McDonald, Calgary AB	567	61%	Ken Thorpe, Cote Saint-Luc QC
654	70%	Malcolm McDonald, Calgary AB	565	61%	Bryan Gates, Victoria BC (+5)
654	70%	Gavin Platt, London ON	562	60%	Harold Stiver, Paris ON *
653	70%	Gordon Tufts, Wolfville NS	562	60%	Allen Woodliffe, Chatham ON (+7)
647	69%	Larry Neily, Ottawa ON (+2)	561	60%	Daniel St-Hilaire, Hull QC
643	69%	Suzanne Benoit, Ft. Saskatchewan AB	561	60%	Bill Wilson, Calgary AB
642	69%	Harv Lane, Kleefeld MB *	556	60%	Ian Roseby, Wilmot NS (+1)
640	69%	Mabel McIntosh, Pointe Claire QC	555	59%	Herb Elliott, Toronto ON
638	68%	David Milsom, Bolton ON *	548	59%	Bruce Brydon, Holland Landing ON
635	68%	Martin Bowman, Williamstown ON	533	57%	Ilay Ferrier, Knowlton QC
635	68%	Joel Ellis, Glenburnie ON	524	56%	Frank Pinilla, Richmond Hill ON (+1)
631	68%	Brooke Clibbon, Calgary AB (+7)	523	56%	Brent Schmor, Abbotsford, BC (new)
631	68%	Gillian Horgan, Williamstown ON	509	55%	Mark Dennis, St-Lazare QC (+6)
630	68%	Rudolf Koes, Winnipeg MB *	507	54%	Peter Mitchell, Weir QC (new)
630	68%	Andrew Slater, Calgary AB (+1)	503	54%	Carolynn Schmor, Abbotsford, BC (new)
627	67%	Edgerton Pegg, Claremont ON *	500	54%	Joan Czapalay, Halifax NS
626	67%	Theo Hofmann, Thornhill ON (+5)			

LIFELISTS

ABA Area Wheelchair List 933 spp. (threshold = 400 spp.)

Gordon Pringle continues to be the only respondent for this challenging list.

412 44% Gordon Pringle, Ottawa ON

Photographed in the ABA area 933 spp. (threshold = 400 spp.)

Barry Attridge added 30 species to become our first member to photograph more than 500 species in the ABA Area. Not an easy feat. Well done, Barry!

513 55% Barry Attridge, London ON (+30)

419 45% Richard Stern, Kentville NS (+7)

445 48% Larry Neily, Ottawa ON (+19)

North America 1991 spp. (threshold = 800 spp.)

Martin Edwards added 65 more new species to his leading North American total last year. Ian Platt posted the highest gain at +110, while Martin's 65 was the next best gain. There was only one new North American lister this year, Olivier Barden joining us at 936. Though this list is moderately travel dependant, travel to Mexico, and even parts of Central America, is relatively inexpensive. A few birding-oriented trips to varied locations there, along with your ABA Area birds, should help you reach the threshold for this list fairly easily.

1471 74% Martin Edwards, Kingston ON (+65)

1373 69% Paul Mackenzie, Kingston ON (+5)

1297 65% Hugh Currie, Toronto ON

1252 63% Mike Austin, Friendswood TX (+29)

1224 61% Lorelie Mitchell, Glenboro MB

1221 61% Margaret Bain, Cobourg ON

1212 61% Mike Toochin, Richmond BC

1201 60% Hue MacKenzie, Surrey BC (+1)

1178 59% Blake Maybank, White's Lake NS (+27)

1164 58% Jo Ann MacKenzie, Surrey BC (+1)

1148 58% Richard Cannings, Naramata, BC (+2)

1142 57% David Stirling, Victoria BC (+2)

1141 57% Robert Tymstra, Sarnia ON

1134 57% Barry Attridge, London ON (+11)

1123 56% Ian Platt, London ON (+110)

1079 54% Gordon Tufts, Wolfville NS

985 49% Harv Lane, Kleefeld MB *

978 49% Juliette Pellerin, Boudreau West NB (+8)

972 49% Bernard Goulet, Calgary AB *

936 47% Olivier Barden, Québec City, QC (new)

935 47% Thérèse Goulet, Calgary AB *

934 47% Eric Tull, Calgary AB (+12)

933 47% Theo Hofmann, Thornhill ON (+8)

915 46% Gordon Grief, Winnipeg MB (+2)

915 46% Mabel McIntosh, Pointe Claire QC

882 44% Brooke Clibbon, Calgary AB (+7)

866 43% Jerry Pilny, Calgary AB

809 41% Harold Stiver, Paris ON *

807 41% Larry Neily, Ottawa ON (+3)

LIFELISTS

World 9838 spp. (threshold = 1000 spp.)

I just can't tell you how green this list makes me. It's a good thing I have lots of Irish blood. It always conjures up exotic areas, exquisite adventures and resplendent avifauna. Somewhat under half of our members qualify for this list, and probably enough to make it 50% have close to 1000, judging by the reporting forms. We are an amazingly well-traveled group (Barry Attridge having birded in 91 countries!). That CLC World listers are very active traveling birders is obvious from the high percentage (34%) of them who had triple digit gains on their World Lifelists in 2006.

Astoundingly, Martin Edwards added 115 to increase his leading total to 7,889 species, or 80% of the world's birds! Mike Toochin had the largest reported increase last year, 493 new species.

Four new birders joined the ranks of World listers last year: Olivier Barden of Quebec City, QC (2097), Rolph Davis of King City, ON (1870), John Fowles (1395), and Kathleen LePoer (1054), both of West Bolton, QC.

7889	80%	Martin Edwards, Kingston ON (+115)	2037	21%	Bill Crins, Peterborough ON (+286)
5182	53%	Paul Mackenzie, Kingston ON (+159)	2032	21%	David Milsom, Bolton ON *
4786	49%	Hugh Currie, Toronto ON (+205)	1988	20%	Blake Maybank, White's Lake NS (+26)
4715	48%	June Smith, Whitby ON *	1977	20%	Brooke Clibbon, Calgary AB (+7)
4512	46%	Robert Tymstra, Sarnia ON (+3)	1940	20%	Herb Elliott, Toronto ON
4392	45%	Jo Ann MacKenzie, Surrey BC (+248)	1935	20%	Richard Tafel, North Bay ON (+1)
4332	44%	Hue MacKenzie, Surrey BC (+233)	1880	19%	Rudolf Koes, Winnipeg MB *
4005	41%	Barry Attridge, London ON (+284)	1870	19%	Rolph Davis, King City ON (new)
3963	40%	Margaret Bain, Cobourg ON (+109)	1714	17%	Andrew Slater, Calgary AB (+5)
3807	39%	David Stirling, Victoria BC (+115)	1615	16%	Bernard Goulet, Calgary AB *
3710	38%	Mike Toochin, Richmond BC (+493)	1834	19%	Mark Dennis, St-Lazare QC (+241)
3589	36%	Gordon Tufts, Wolfville NS (+1)	1682	17%	Ian Platt, London ON (+335)
3583	36%	Lorelie Mitchell, Glenboro MB (+52)	1586	16%	Bryan Gates, Victoria BC (+272)
3496	36%	Roger Foxall, Victoria BC (+131)	1519	15%	Thérèse Goulet, Calgary AB *
3059	31%	Juliette Pellerin, Boudreau West NB (+181)	1453	15%	Suzanne Benoit, Ft. Saskatchewan AB
2851	29%	Mike Austin, Friendswood TX (+200)	1435	15%	Alex Gray, Mississauga ON
2674	27%	Richard Cannings, Naramata BC (+3)	1402	14%	Harv Lane, Kleefeld MB *
2503	25%	Theo Hofmann, Thornhill ON (+7)	1395	14%	John Fowles, West Bolton, QC (new)
2481	25%	Burke Korol, Huntsville ON *	1367	14%	Gordon Grief, Winnipeg MB (+3)
2430	25%	Peter Browne, Ottawa ON *	1359	14%	Ilay Ferrier, Knowlton QC
2290	23%	Steve Charlton, Pierrefonds QC (+128)	1321	13%	Peter Mitchell, Weir QC (+30)
2148	22%	Eric Tull, Calgary AB (+37)	1292	13%	Gavin Platt, London ON (+98)
2126	22%	Harold Stiver, Paris ON *	1292	13%	Guy Zenaitis, Montreal QC (+42)
2102	21%	Mabel McIntosh, Pointe Claire QC	1227	12%	Don Perks, Mississauga ON
2097	21%	Olivier Barden, Québec City, QC (new)	1208	12%	Peter Landry, Montreal QC
2087	21%	Martin Bowman, Williamstown ON (+61)	1109	11%	Frank Pinilla, Richmond Hill ON (+1)
2070	21%	Gillian Horgan, Williamstown ON (+60)	1054	11%	Kathleen LePoer, West Bolton QC (new)

LIFELISTS

World Families 204 families (Clements 2006) (threshold = 100 families)

Martin Edwards continues to keep pace with the changing number of bird families. He is our only lister who has all 204, but Paul MacKenzie is close behind, with only one to go. Look for the target to increase again soon, forcing serious listers to keep abreast of the latest taxonomic research and look for potential splits when in a given area. The most improved total was that of Mike Toochin with a +14.

204	100%	Martin Edwards, Kingston ON (+2)	153	75%	Martin Bowman, Williamstown ON
203	100%	Paul Mackenzie, Kingston ON (+5)	153	75%	Gillian Horgan, Williamstown ON
195	96%	Hugh Currie, Toronto ON (+2)	153	75%	Eric Tull, Calgary AB (+1)
189	93%	Barry Attridge, London ON (+1)	151	74%	Brooke Clibbon, Calgary AB (+2)
187	92%	Jo Ann MacKenzie, Surrey BC (+1)	147	72%	Ilay Ferrier, Knowlton QC
187	92%	David Stirling, Victoria BC	146	72%	Steve Charlton, Pierrefonds QC
184	90%	Robert Tymstra, Sarnia ON	146	72%	Herb Elliott, Toronto ON
182	89%	Margaret Bain, Cobourg ON (+2)	140	69%	Mike Austin, Friendswood TX (new)
181	89%	Hue MacKenzie, Surrey BC	138	68%	Olivier Barden, Québec City, QC (new)
179	88%	Lorelie Mitchell, Glenboro MB (+2)	136	67%	Bernard Goulet, Calgary AB *
179	88%	Mike Toochin, Richmond BC (+14)	134	66%	Thérèse Goulet, Calgary AB *
178	87%	Roger Foxall, Surrey BC (+6)	133	65%	Bill Crins, Peterborough ON (+7)
173	85%	Theo Hofmann, Thornhill ON	133	65%	Blake Maybank, White's Lake NS
169	83%	Burke Korol, Huntsville ON *	131	64%	Bryan Gates, Victoria BC (+13)
165	81%	Harold Stiver, Paris ON *	118	58%	Peter Mitchell, Weir QC
162	79%	Richard Cannings, Naramata BC	103	50%	Don MacNeill, Halifax NS (new)
159	78%	Peter Browne, Ottawa ON *	103	50%	Gavin Platt, London ON
154	75%	Andrew Slater, Calgary AB (+2)			

***** INTERPROVINCIAL LIFELISTS *****

Interprovincial lists cover all or parts of two or more provinces or territories. The lists included here are merged lists of the species seen in the area, rather than lists formed by adding provincial lists together as in the ATPAT lists. If anyone has more accurate figures for the checklists for any of the areas that follow, please let me know. These are approximate figures for some provincial or territorial combinations, using Denis LePage's Avibase.

Atlantic Canada (NB, NL, NS, PE) 475 spp. - source Avibase (threshold = 150 spp.)

Blake Maybank continues to lead in this category with a mark of 402 species. Angus MacLean added 3 to catch Roger Foxall for a share of 2nd spot, after having Roger slip by him in 2005. Brooke Clibbon's +42 was the greatest increase for 2006. Several birders are poised to reach the 300 species mark in 2007. No new lists reported this time around.

402	85%	Blake Maybank, White's Lake NS (+2)	298	63%	Ian Roseby, Wilmot NS (+4)
371	78%	Roger Foxall, Surrey BC (+1)	294	62%	Wayne Neily, Tremont NS (+8)
371	78%	Angus MacLean, Coldbrook NS (+3)	292	61%	Jollande St-Pierre, Alderwood NB (+4)
360	76%	Don MacNeill, Halifax NS (+1)	291	61%	Larry Neily, Ottawa ON (+3)
356	75%	Joan Czapalay, Halifax NS (+2)	289	61%	Alex Gray, Mississauga ON (+6)
353	74%	Hilaire Chiasson, Lamèque NB	288	61%	Eric Tull, Calgary AB
350	74%	Rose-Aline Chiasson, Lamèque NB	208	44%	Suzanne Benoit, Fort Saskatchewan AB
346	73%	Rosita Lanteigne, Caraquet NB (+2)	202	43%	Brooke Clibbon, Calgary AB (+42)
338	71%	Juliette Pellerin, Boudreau West NB	179	38%	Theo Hofmann, Thornhill ON
310	65%	Richard Stern, Kentville NS	172	36%	Bill Crins, Peterborough ON
298	63%	Michel Chiasson, Caraquet NB (+2)	160	34%	Gordon Grief, Winnipeg MB

LIFELISTS

***** INTERPROVINCIAL LIFELISTS *****

The Maritimes (NB, NS, PE) 462 spp. - source Avibase (threshold = 150 spp.)

Alex Gray's plus six was the largest gain for the Maritimes list last year. Blake Maybank added 2 to bring his leading total to 395. New to this category were Wayne Neily of NS (291) and Brooke Clibbon of AB (192).

395	85%	Blake Maybank, White's Lake NS (+2)	292	63%	Jollande St-Pierre, Alderwood NB (+4)
371	80%	Angus MacLean, Coldbrook NS (+3)	291	63%	Wayne Neily, Tremont NS (new)
362	78%	Roger Foxall, Surrey BC (+1)	290	63%	Michel Chiasson, Caraquet NB (+3)
360	78%	Don MacNeill, Halifax NS (+1)	288	62%	Larry Neily, Ottawa ON (+3)
355	77%	Joan Czapalay, Halifax NS (+2)	288	62%	Ian Roseby, Wilmot NS (+3)
350	76%	Hilaire Chiasson, Lamèque NB	280	61%	Alex Gray, Mississauga ON (+6)
347	75%	Rose-Aline Chiasson, Lamèque NB	279	60%	Eric Tull, Calgary AB
341	74%	Rosita Lanteigne, Caraquet NB (+2)	192	42%	Brooke Clibbon, Calgary AB (new)
337	71%	Juliette Pellerin, Boudreau West NB	171	37%	Theo Hofmann, Thornhill ON

Prairie Provinces (AB, MB, SK) 445 spp. - source Avibase (threshold = 150 spp.)

Rudolf Koes, despite not reporting for awhile, continues to lead this category with 371 species. However, Eric Tull and Gordon Grief are only 2 and 3 behind respectively, and 4 other birders are ten or less species behind. Bill Wilson, next behind that group, at 14 behind, had the most additions at 6. One birder, Ryan Dudragne of SK, joins the Prairie listers this year, coming in with 274 species.

371	83%	Rudolf Koes, Winnipeg MB *	313	70%	Thérèse Goulet, Calgary AB *
369	83%	Eric Tull, Calgary AB (+1)	300	67%	Alex Gray, Mississauga ON(+2)
368	83%	Gordon Grief, Winnipeg MB (+2)	294	66%	Roger Foxall, Surrey BC (+1)
363	82%	Joan McDonald, Calgary AB (+4)	294	66%	Angus MacLean, Coldbrook NS
363	82%	Robert Parsons, Winnipeg MB (+2)	279	63%	John Zoch, Leamington ON
362	81%	Malcolm McDonald, Calgary AB (+4)	274	62%	Ryan Dudragne, Swift Current, SK (new)
361	81%	Harv Lane, Kleefeld MB	270	61%	Edgerton Pegg, Claremont ON *
357	80%	Bill Wilson, Calgary AB (+6)	259	58%	Wayne Weber, Delta BC
356	80%	Brooke Clibbon, Calgary AB (+3)	244	55%	Theo Hofmann, Thornhill ON
355	80%	Wayne Neily, Tremont NS	236	53%	Bill Crins, Peterborough ON
354	80%	Andrew Slater, Calgary AB	219	49%	Larry Neily, Ottawa ON
338	76%	Jerry Pilny, Calgary AB	208	47%	Ian Roseby, Wilmot NS
336	76%	David Stirling, Victoria BC	190	43%	Hilaire Chiasson, Lamèque NB
334	75%	Suzanne Benoit, Fort Saskatchewan AB	186	42%	Rose-Aline Chiasson, Lamèque NB
326	73%	Burke Korol, Huntsville ON *	170	38%	Don MacNeill, Halifax NS
320	72%	Blake Maybank, White's Lake NS	168	38%	Daniel St-Hilaire, Hull QC
314	71%	Bernard Goulet, Calgary AB *			

Canada North of the Arctic Circle (threshold = 80 spp.)

138	Theo Hofmann, Thornhill ON	107	Eric Tull, Calgary AB
130	Alex Gray, Mississauga ON	86	Jerry Pilny, Calgary AB
117	David Stirling, Victoria BC	84	Peter Landry, Montreal QC
112	Richard Cannings, Naramata BC		

LIFELISTS

***** INTERPROVINCIAL LIFELISTS *****

Northern Canada (YT, NT, NU) 363 spp. - source Avibase (threshold = 130 spp.)

Two new listers have joined this group: Brooke Clibbon at 173 and Rolph Davis at 171.

218	60%	Alex Gray, Mississauga ON	171	47%	Rolph Davis, King City ON (new)
209	58%	Eric Tull, Calgary AB	171	47%	Theo Hofmann, Thornhill ON
194	53%	Wayne Neily, Tremont NS	170	47%	Richard Cannings, Naramata BC
185	51%	David Stirling, Victoria BC	147	40%	Blake Maybank, White's Lake NS
173	48%	Brooke Clibbon, Calgary AB (new)	140	39%	Jerry Pilny, Calgary AB

All National Parks in Canada (threshold = 150 spp.)

Eric Tull added 4 species to his leading list, while Bill Wilson added the most (+11) in this category. Michel Chiasson of NB joins the list with 153.

372	Eric Tull, Calgary AB (+4)	282	Jerry Pilny, Calgary AB
357	Blake Maybank, White's Lake NS	274	Joan McDonald, Calgary AB (+5)
307	Angus MacLean, Coldbrook NS	274	Malcolm McDonald, Calgary AB (+5)
296	Wayne Neily, Tremont NS	215	Theo Hofmann, Thornhill ON
297	Burke Korol, Huntsville ON *	209	Larry Neily, Ottawa ON
284	Bill Wilson, Calgary AB (+11)	153	Michel Chiasson, Caraquet NB (new)

Seen in All 3 Territories (threshold = 15 spp.)

Theo Hoffman joins this list as leader at 49 species! New here also is Eric Tull (22).

49	Theo Hofmann, Thornhill ON (new)	22	Eric Tull, Calgary AB (new)
28	Alex Gray, Mississauga ON		

Seen in All 10 Provinces (threshold = 50 spp.)

Eric Tull finally added this one up, getting 95, good for 2nd spot. Perhaps the surprise is that it wasn't number one, given the 3000+ ATPAT list, but Blake Maybank's 104 is still holds; for now.

104	Blake Maybank, White's Lake NS	91	Alex Gray, Mississauga ON (+1)
95	Eric Tull, Calgary AB (new)		

Seen in All 13 Provinces and Territories (threshold = 5 spp.)

No change. Because the territories are the limiting factor here, Theo Hoffman could do well in this challenge. He has a good ATPAT list, but must be short a province or two.

15	Alex Gray, Mississauga ON	9	Eric Tull, Calgary AB
----	---------------------------	---	-----------------------

YEAR LISTS

Year listing's popularity continues to grow. This year saw 17 names added to the provincial year list tables, fully five from Alberta, where the most competitive race took place in 2006. Tables for almost every listing category found under Lifelists, have their equivalent Year Lists. To be listed here a birder needs a year list of 40% of the provincial total in most provinces; but only 30% of the provincial/territorial total in Prince Edward Island, Newfoundland and Labrador, the Yukon, and Northwest Territories; and only 20% for Nunavut Territory. Year List thresholds for Canada, ATPAT, ABA area and the World are 80% of the Lifelist cutoff. Thresholds are shown in the table headers. Each table includes a birder's best ever Year List, as well as their qualifying 2006 Year List, if any. All 2006 Year Lists in each category are bolded. This will serve not only to aid in finding last year's lists more easily, but also to give, at a glance, an idea of an area's current level of activity.

In 2006 no new provincial marks were set, but year listers were very active in several provinces. Both Alberta and Ontario has seven who exceeded the threshold, Nova Scotia had six, while both New Brunswick and British Columbia had five. The single most impressive year list came from Roger Foxall in BC, with 351 (73%), only 12 short of the high. In Manitoba, Robert Parsons, with 273 (70%), was the only other provincial year list over the 70% mark, though Gordon Grief, at 269 (69%), was close behind. A tight competition went on in Alberta, with 4 birders all getting 65%. Bill Wilson edged out the field by a nose at 264, while Joan McDonald had 263, and Phillip Cram and Malcolm McDonald both had 262. Other top provincial Year Lists were: Olivier Barden's 257 (57%) for Quebec; Jocelyne Godin's 228 (56%) for New Brunswick; Hugh Currie's 266 (56%) for Ontario; Ryan Dudragne's 221 (54%) for Saskatchewan; Joan Czapalay's 242 (52%) for Nova Scotia; and Peter Mitchell's 176 (45%) in Newfoundland & Labrador. No 2006 Year Lists came from the remaining provinces or territories. The top Canadian Year List was 310 (48%) from Olivier Barden of Quebec, closely followed by John Luce of British Columbia at 305 (47%).

Canada 643 spp. (threshold = 280 spp.)

403	63%	1998	Roger Foxall, Surrey BC	330	51%	1999	Burke Korol, Huntsville ON *
401	62%	1992	Suzanne Benoit, Ft. Saskatchewan AB	327	51%	1989	Danny Tyson, Surrey BC
393	61%	1981	Hue MacKenzie, Surrey BC	319	50%	1995	Craig McLaughlan, Whitby ON
391	61%	1981	Jo Ann MacKenzie, Surrey BC	311	48%	1993	Margaret Bain, Cobourg ON
381	59%	1998	Don Perks, Mississauga ON	310	48%	2006	Olivier Barden, Québec City, QC
372	58%	1992	John Luce, Surrey BC	307	48%	2000	David Milsom, Bolton ON *
363	56%	1990	Blake Maybank, White's Lake NS	307	48%	2004	Frank Pinilla, Richmond Hill ON
363	56%	2001	Mike Toochn, Richmond BC	306	48%	2001	Juliette Pellerin, Boudreau West NB
361	56%	1982	Richard Cannings, Naramata BC	305	47%	2006	John Luce, Surrey BC
356	55%	1987	David Stirling, Victoria BC	303	47%	1980	Daniel St-Hilaire, Hull QC
355	55%	1992	Peter Mitchell, Weir QC	301	47%	2002	Gordon Grief, Winnipeg MB
347	54%	1978	Wayne Neily, Tremont NS	294	46%	1989	Don MacNeill, Halifax NS
346	54%	2001	Rudolf Koes, Winnipeg MB *	294	46%	1986	Ian Roseby, Wilmot NS
345	54%	1982	Hugh Currie, Toronto ON	293	46%	2006	Gordon Grief, Winnipeg MB
341	53%	2001	Hilaire Chiasson, Lamèque NB	291	45%	2006	Bill Wilson, Calgary AB
341	53%	1978	Eric Tull, Calgary AB	289	45%	2003	Brent Schmor, Abbotsford, BC
340	53%	2004	Joan McDonald, Calgary AB	289	45%	2006	Mike Toochn, Richmond BC
340	53%	2004	Malcolm McDonald, Calgary AB	288	45%	1987	Andrew Slater, Calgary AB
340	53%	1998	Bryan Gates, Victoria BC	286	44%	1982	Harv Lane, Kleefeld MB *
340	53%	1989	Robert Parsons, Winnipeg	284	44%	1990	Larry Neily, Ottawa ON
336	52%	2001	Rose-Aline Chiasson, Lamèque NB	283	44%	2006	Richard Cannings, Naramata BC
335	52%	2003	Bill Wilson, Calgary AB	281	44%	2002	Thérèse Goulet, Calgary AB *
333	52%	1991	Gavin Platt, London ON	281	44%	2004	Paul Mackenzie, Kingston ON
333	52%	1991	Ian Platt, London ON	280	44%	2002	Bernard Goulet, Calgary AB *

YEAR LISTS

British Columbia 484 spp. (threshold = 194 spp.)

363	75%	2001	Mike Toochin, Richmond BC	275	57%	2006	Mike Toochin, Richmond BC
351	73%	2006	Roger Foxall, Surrey BC	267	55%	1996	Burke Korol, Huntsville ON *
331	68%	1994	John Luce, Surrey BC	266	55%	1992	Suzanne Benoit, Ft. Saskatchewan AB
327	68%	1989	Danny Tyson, Surrey BC	243	50%	2006	Richard Cannings, Naramata BC
324	67%	1987	Richard Cannings, Naramata BC	238	49%	1995	Blake Maybank, White's Lake NS
320	66%	1979	David Stirling, Victoria BC	223	46%	1992	Peter Mitchell, Weir QC
320	66%	1987	Wayne Weber, Delta BC	218	45%	1993	Laurie Rockwell, Summerland BC
315	65%	2001	Hue MacKenzie, Surrey BC	214	44%	1979	Larry Neily, Ottawa ON
315	65%	2001	Jo Ann MacKenzie, Surrey BC	207	43%	2006	Brent Schmor, Abbotsford, BC
307	63%	1997	Bryan Gates, Victoria BC	207	43%	1976	Eric Tull, Calgary AB
291	60%	1989	Rick Tyson, Surrey BC	202	42%	2006	Hue MacKenzie, Surrey BC
276	57%	2004	Brent Schmor, Abbotsford, BC	200	41%	2000	Bill Wilson, Calgary AB

Alberta 406 spp. (threshold = 162 spp.)

302	74%	2005	Joan McDonald, Calgary AB	258	64%	1993	Eric Tull, Calgary AB
301	74%	2005	Malcolm McDonald, Calgary AB	255	63%	1993	Brooke Clibbon, Calgary AB
298	73%	1989	Suzanne Benoit, Ft. Saskatchewan AB	254	63%	2006	Alan Fishkin, Calgary AB
281	69%	2003	Bill Wilson, Calgary AB	253	62%	1994	Andrew Slater, Calgary AB
277	68%	2002	Thérèse Goulet, Calgary AB *	200	49%	2006	Eric Tull, Calgary AB
276	68%	2002	Bernard Goulet, Calgary AB *	196	48%	1999	Bryan Gates, Victoria BC
264	65%	2006	Bill Wilson, Calgary AB	183	45%	1996	Blake Maybank, White's Lake NS
263	65%	2006	Joan McDonald, Calgary AB	183	45%	1992	Peter Mitchell, Weir QC
262	65%	2006	Phillip Cram, Calgary, AB	180	44%	2006	John Luce, Surrey BC
262	65%	2006	Malcolm McDonald, Calgary AB	169	42%	1993	Burke Korol, Huntsville ON *
258	64%	2002	Alan Fishkin, Calgary AB	163	40%	1989	Rudolf Koes, Winnipeg MB *

Saskatchewan 409 spp. (threshold = 164 spp.)

268	66%	1991	Burke Korol, Huntsville ON *	178	44%	2005	Bill Wilson, Calgary AB
239	58%	1985	Harv Lane, Kleefeld MB *	173	42%	2003	John Luce, Surrey BC
221	54%	2006	Ryan Dudragne, Swift Current, SK	170	42%	2006	Bill Wilson, Calgary AB
218	53%	2004	Peter Mitchell, Weir QC	169	41%	1989	Rudolf Koes, Winnipeg MB *
209	51%	1993	Suzanne Benoit, Ft. Saskatchewan AB	165	40%	2006	John Luce, Surrey BC
191	47%	1979	Blake Maybank, White's Lake NS				

Manitoba 389 spp. (threshold = 156 spp.)

298	77%	1988	Robert Parsons, Winnipeg MB	219	56%	1980	Eric Tull, Calgary AB
291	75%	1986	Rudolf Koes, Winnipeg MB *	200	51%	2003	John Luce, Surrey BC
288	74%	1984	Gordon Grief, Winnipeg MB	193	50%	2002	Bill Wilson, Calgary AB
282	72%	1982	Harv Lane, Kleefeld MB *	186	48%	1999	Burke Korol, Huntsville ON *
273	70%	2006	Robert Parsons, Winnipeg MB	185	48%	1998	Martin Bowman, Williamstown ON
271	70%	1999	Susan Grief, Winnipeg MB *	185	48%	1998	Gillian Horgan, Williamstown ON
268	69%	2006	Gordon Grief, Winnipeg MB	173	44%	1986	Ian Roseby, Wilmot NS
265	68%	1980	Wayne Neily, Tremont NS	167	43%	1992	Bernard Goulet, Calgary AB *
252	65%	1975	Angus MacLean, Coldbrook NS	167	43%	1992	Thérèse Goulet, Calgary AB *
239	61%	2004	Peter Mitchell, Weir QC	156	40%	1992	Suzanne Benoit, Ft. Saskatchewan AB
225	58%	1998	Blake Maybank, White's Lake NS	154	40%	1987	Alex Gray, Mississauga ON
224	58%	1980	John Zoch, Leamington ON				

YEAR LISTS

Ontario 479 spp. (threshold = 192 spp.)

320	67%	1981	Alan Wormington, Leamington ON	274	57%	2001	Burke Korol, Huntsville ON *
319	67%	1988	William Lindley, London ON	272	57%	2006	Margaret Bain, Cobourg ON
318	66%	1988	Colleen Lindley, London ON	272	57%	1991	Gavin Platt, London ON
318	66%	1995	Craig McLauchlan, Whitby ON	272	57%	1991	Ian Platt, London ON
312	65%	1996	Hugh Currie, Toronto ON	271	57%	2000	Harold Stiver, Paris ON *
312	65%	1995	Don Perks, Mississauga ON	266 56% 2006			Hugh Currie, Toronto ON
311	65%	1996	Terry Osborne, Erin, ON	265	55%	1983	Blake Maybank, White's Lake NS
306	64%	1992	Keith Burk, Blenheim ON	265 55% 2006			Frank Pinilla, Richmond Hill ON
306	64%	2004	Frank Pinilla, Richmond Hill ON	245 51% 2006			Joel Ellis, Glenburnie ON
303	63%	1992	Jim Burk, Blenheim ON	244 51% 2006			Paul Mackenzie, Kingston ON
301	63%	1995	Jerry Guild, Mississauga ON	241	50%	1991	Theo Hofmann, Thornhill ON
299	62%	2000	Paul Mackenzie, Kingston ON	239	50%	1968	Eric Tull, Calgary AB
298	62%	2000	David Milsom, Bolton ON *	238	50%	1995	Esther Allin, Newcastle ON
295	62%	2004	Margaret Bain, Cobourg ON	227	47%	2005	Martin Bowman, Williamstown ON
288	60%	1981	Hue MacKenzie, Surrey BC	226	47%	2003	John Luce, Surrey BC
284	59%	1995	Alfred Adamo, Mississauga ON	226	47%	1990	Larry Neily, Ottawa ON
280	58%	1996	Scott Connop, Orono ON *	225 47% 2006			Richard Tafel, North Bay ON
278	58%	1974	Alex Gray, Mississauga ON	216 45% 2006			Martin Bowman, Williamstown ON
276	58%	2000	Joel Ellis, Glenburnie ON	213 44% 2006			Craig McLauchlan, Whitby ON

Quebec 449 spp. (threshold = 180 spp.)

278	62%	2003	Olivier Barden, Québec City, QC	228	51%	1985	Ian Roseby, Wilmot NS
272	61%	1992	Peter Mitchell, Weir QC	213	47%	1996	Thérèse Goulet, Calgary AB *
260	58%	1976	Mabel McIntosh, Pointe Claire QC	209	47%	1986	Eric Tull, Calgary AB
257 57% 2006			Olivier Barden, Québec City, QC	201	45%	2004	Hilaire Chiasson, Lamèque NB
256	57%	1988	Bernard Goulet, Calgary AB *	199	44%	1983	Blake Maybank, White's Lake NS
254	57%	2005	Mark Dennis, St-Lazare QC	190	46%	2004	Michel Chiasson, Caraquet NB
236	53%	1988	John Luce, Surrey BC	188	46%	2004	Rosita Lanteigne, Caraquet NB
235	52%	1981	Daniel St-Hilaire, Hull QC	188	46%	2004	Jollande St-Pierre, Alderwood NB

New Brunswick 410 spp. (threshold = 164 spp.)

253	62%	2005	Jocelyne Godin, Bertrand NB	207	50%	2002	Jollande St-Pierre, Alderwood NB
235	57%	2002	Juliette Pellerin, Boudreau West NB	204	50%	2002	Michel Chiasson, Caraquet NB
228 56% 2006			Jocelyne Godin, Bertrand NB	203	50%	2002	Rose-Aline Chiasson, Lamèque NB
217	53%	1997	Hilaire Chiasson, Lamèque NB	199	49%	1985	Angus MacLean, Coldbrook NS
215	52%	1995	Rosita Lanteigne, Caraquet NB	194 47% 2006			Denise Godin, Bertrand, NB
214 52% 2006			Juliette Pellerin, Boudreau West NB	185 45% 2006			Jollande St-Pierre, Alderwood NB
212	52%	1973	Eric Tull, Calgary AB	176	43%	2001	Jude Larocque, Coteau Road NB *
209 51% 2006			Rosita Lanteigne, Caraquet NB				

Nova Scotia 462 spp. (threshold = 185 spp.)

275	60%	1998	Murray Newell, Clark's Harbour NS	236 51% 2006			John Nickerson, Clark's Harbour NS
271	59%	1993	Blake Maybank, White's Lake NS	229	50%	2004	Ian Roseby, Wilmot NS
268	58%	2005	Joan Czapalay, Halifax NS	227	49%	2005	Suzanne Borkowski, Halifax NS
268	58%	1998	John Nickerson, Clark's Harbour NS	224 48% 2006			Murray Newell, Clark's Harbour NS
252	55%	1997	Terry Crowell, Shag Harbour NS *	219 47% 2006			Blake Maybank, White's Lake NS
249	54%	1988	Don MacNeill, Halifax NS	214 46% 2006			Suzanne Borkowski, Halifax NS
242 52% 2006			Joan Czapalay, Halifax NS	210	45%	1982	Larry Neily, Ottawa ON
241	52%	1995	Angus MacLean, Coldbrook NS	205 44% 2006			Wayne Neily, Tremont NS

YEAR LISTS

Prince Edward Island 336 spp. (threshold = 101 spp.)

185	55%	1973	Angus MacLean, Coldbrook NS	121	36%	1978	Eric Tull, Calgary AB
152	45%	1999	Hilaire Chiasson, Lamèque NB	107	32%	1993	Alex Gray, Mississauga ON
142	42%	1999	Rose-Aline Chiasson, Lamèque NB	105	31%	1978	Wayne Neily, Tremont NS
128	38%	1994	Blake Maybank, White's Lake NS				

Newfoundland and Labrador 387 spp. (threshold = 116 spp.)

225	58%	1984	Blake Maybank, White's Lake NS	139	36%	1978	Wayne Neily, Tremont NS
218	56%	1998	Doug Phelan, St. John's NL *	120	31%	1992	Alex Gray, Mississauga ON
176	45%	2006	Peter Mitchell, Weir QC	118	30%	1978	Eric Tull, Calgary AB

Yukon Territory 296 spp. (threshold = 89 spp.)

137	46%	1995	Richard Cannings, Naramata BC	117	40%	1995	Joan McDonald, Calgary AB
131	44%	1996	Alex Gray, Mississauga ON	117	40%	1995	Malcolm McDonald, Calgary AB
130	44%	1975	Wayne Neily, Tremont NS	112	38%	1991	Blake Maybank, White's Lake NS
119	40%	2003	Eric Tull, Calgary AB	89	30%	1998	John Luce, Surrey BC

Northwest Territories 314 spp. (threshold = 94 spp.)

155	49%	1973	Alan Wormington, Leamington ON	110	35%	2006	Olivier Barden, Québec City, QC
130	41%	1976	Wayne Neily, Tremont NS	94	30%	1989	Alex Gray, Mississauga ON
127	40%	1999	Eric Tull, Calgary AB				

Nunavut Territory 257 spp. (threshold = 51 spp.)

49	19%	1989	Alex Gray, Mississauga ON
----	-----	------	---------------------------

ATPAT Sum of Highest Provincial & Territorial Year Lists 5078 spp. (threshold = 800 spp.)

This list is of all your best provincial and territorial Year Lists added together regardless of the year (13 if you have them all). Not surprisingly, the names Maybank and Tull figure prominently on this list. New to this category are Joan and Malcolm McDonald of Calgary, AB.

2184	43%	Blake Maybank, White's Lake NS	1321	26%	Gordon Grief, Winnipeg MB
2162	43%	Eric Tull, Calgary AB	1278	25%	Bill Wilson, Calgary AB
1875	37%	Theo Hofmann, Thornhill ON	1205	24%	Rudolf Koes, Winnipeg MB *
1800	35%	Wayne Neily, Tremont NS (+44)	1123	22%	Joan McDonald, Calgary AB (new)
1669	33%	Alex Gray, Mississauga ON	1122	22%	Malcolm McDonald, Calgary AB (new)
1560	31%	Burke Korol, Huntsville ON *	983	19%	Harv Lane, Kleefeld MB *
1418	28%	Larry Neily, Ottawa ON	968	19%	Don MacNeill, Halifax NS
1345	26%	Suzanne Benoit, Ft. Saskatchewan AB	879	17%	Robert Parsons, Winnipeg MB

YEAR LISTS

ATPAT Sum of Provincial & Territorial Year Lists in a Single Year 5078 spp. (threshold = 700 spp.)

John Luce of BC joins this category at 768, the only qualifying total from 2006. This list requires your best combination of provincial and territorial Year Lists from a single year. A year-long criss-cross-Canada birding trip anyone?

1367	27%	1990	Blake Maybank, White's Lake NS	840	17%	1989	Rudolf Koes, Winnipeg MB *
1179	23%	1981	Eric Tull, Calgary AB	812	16%	1995	Burke Korol, Huntsville ON *
1172	23%	1978	Wayne Neily, Tremont NS	768	15%	2006	John Luce, Surrey BC
1074	21%	1992	Alex Gray, Mississauga ON	725	14%	2002	Bill Wilson, Calgary AB
960	19%	2004	Gordon Grief, Winnipeg MB				

ABA Area 933 spp. (threshold = 400 spp.)

Our highest 2006 ABA Area Year List was Jerry Pilny's fantastic 628! This is also the new high on this list. Congratulations Jerry! What a way to join this group!

628	67%	2006	Jerry Pilny, Calgary AB	448	48%	1998	Blake Maybank, White's Lake NS
544	58%	1991	Suzanne Benoit, Ft. Saskatchewan AB	446	48%	2002	John Luce, Surrey BC
532	57%	1998	Mike Austin, Friendswood TX	439	47%	1997	David Stirling, Victoria BC
502	54%	1996	Mike Toochin, Richmond BC	437	47%	2001	Juliette Pellerin, Boudreau West NB
480	51%	2000	Hilaire Chiasson, Lamèque NB	434	47%	1999	Bryan Gates, Victoria BC
475	51%	1993	Gavin Platt, London ON	426	46%	1991	Rudolf Koes, Winnipeg MB *
475	51%	1993	Ian Platt, London ON	420	45%	1997	Robert Parsons, Winnipeg MB
469	50%	2000	Rose-Aline Chiasson, Lamèque NB	418	45%	1977	Eric Tull, Calgary AB
463	50%	1978	Wayne Neily, Tremont NS	416	45%	2005	Frank Pinilla, Richmond Hill ON
462	50%	1983	Jo Ann MacKenzie, Surrey BC	413	44%	1995	William Lindley, London ON
459	49%	2005	Bill Wilson, Calgary AB	408	44%	1995	Burke Korol, Huntsville ON *
457	49%	1983	Hue MacKenzie, Surrey BC	408	44%	1980	Larry Neily, Ottawa ON
456	49%	2004	Joan McDonald, Calgary AB	401	43%	1982	Hugh Currie, Toronto ON
456	49%	2004	Malcolm McDonald, Calgary AB				

North America 1991 spp. (threshold = 600 spp.)

Three of our intrepid listers responded to the challenge issued last year to submit North American Year Lists. Mike Toochin is top of the heap at 877. What a year that must have been!

877	44%	1999	Mike Toochin, Richmond BC	599	30%	2005	Blake Maybank, White's Lake NS
660	33%	2001	Eric Tull, Calgary AB				

World 9838 spp. (threshold = 800 spp.)

Mike Toochin had our largest world list in 2006, with 1379 species. Four others also exceeded the threshold for 2006, including Martin Edwards, who still holds the top annual list of 1964 for 1998.

1964	20%	1998	Martin Edwards, Kingston ON	939	10%	1987	David Stirling, Victoria BC
1675	17%	2003	Mike Toochin, Richmond BC	936	10%	2000	Gillian Horgan, Williamstown ON
1379	14%	2006	Mike Toochin, Richmond BC	932	9%	1999	Burke Korol, Huntsville ON *
1308	13%	2002	Hugh Currie, Toronto ON	926	9%	1994	Suzanne Benoit, Ft. Saskatchewan AB
1279	13%	2003	Juliette Pellerin, Boudreau West NB	922	9%	2006	Martin Edwards, Kingston ON
1152	12%	1988	Roger Foxall, Surrey BC	909	9%	2006	Hue MacKenzie, Surrey BC
1078	11%	2006	Olivier Barden, Québec City, QC	877	9%	2002	Eric Tull, Calgary AB
1048	11%	2006	Jo Ann MacKenzie, Surrey BC	807	8%	2000	David Milsom, Bolton ON *
976	10%	2000	Martin Bowman, Williamstown ON				

YEAR LISTS

***** INTERPROVINCIAL YEAR LISTS *****

Prairie Provinces (AB, MB, SK) 445 spp. - source Avibase (threshold = 120 spp.)

Joan & Malcolm McDonald join this list at spots 2 and 3. Bill Wilson had the 2006 high.

309	69%		Rudolf Koes, Winnipeg MB *	288	65%		Gordon Grief, Winnipeg MB
302	68%	2005	Joan McDonald, Calgary AB	282	63%		Harv Lane, Kleefeld MB *
301	68%	2005	Malcolm McDonald, Calgary AB	278	62%		Burke Korol, Huntsville ON *
299	67%	1987	Robert Parsons, Winnipeg MB	258	58%	1980	Eric Tull, Calgary AB
297	67%	2002	Bill Wilson, Calgary AB	245	55%	1990	Blake Maybank, White's Lake NS
290	65%	2006	Bill Wilson, Calgary AB				

Atlantic Canada (NB, NL, NS, PE) 475 spp. - source Avibase (threshold = 120 spp.)

272	57%	1993	Blake Maybank, White's Lake NS	212	46%	1982	Larry Neily, Ottawa ON
268	56%	2005	Joan Czapalay, Halifax NS	161	34%	2006	Don MacNeill, Halifax NS
250	53%	1988	Don MacNeill, Halifax NS	136	29%		Suzanne Benoit, Fort Saskatchewan AB
223	47%	1972	Eric Tull, Calgary AB	135	28%	1997	Joan McDonald, Calgary AB
220	46%		Hilaire Chiasson, Lamèque NB	134	28%	1997	Malcolm McDonald, Calgary AB
219	46%	2006	Blake Maybank, White's Lake NS	121	25%		Gordon Grief, Winnipeg MB
212	45%		Rose-Aline Chiasson, Lamèque NB				

The Maritimes (NB, NS, PE) 462 spp. - source Avibase (threshold = 120 spp.)

272	59%	1993	Blake Maybank, White's Lake NS	219	47%	2006	Blake Maybank, White's Lake NS
268	58%	2005	Joan Czapalay, Halifax NS	212	46%	1982	Larry Neily, Ottawa ON
250	54%	1988	Don MacNeill, Halifax NS	161	35%	2006	Don MacNeill, Halifax NS
223	48%	1972	Eric Tull, Calgary AB	131	28%		Burke Korol, Huntsville ON *

Northern Canada (YT, NT, NU) 363 spp. - source Avibase (threshold = 100 spp.)

144	40%		Alex Gray, Mississauga ON	121	33%	1995	Malcolm McDonald, Calgary AB
138	38%	1999	Eric Tull, Calgary AB	111	31%	1991	Blake Maybank, White's Lake NS
121	33%	1995	Joan McDonald, Calgary AB				

Canada North of the Arctic Circle (threshold = 65 spp.)

93			Alex Gray, Mississauga ON	76		1981	Eric Tull, Calgary AB
----	--	--	---------------------------	----	--	------	-----------------------

All National Parks (threshold = 120 spp.)

Blake Maybank joins this list at the top spot, with 197 species. You've got to believe that Alan Wormington's 292 for the Point Pelee CBC Circle in 2005 **has** to translate into well over 250 for the National Park itself. However, Alan does not report a National Park only list, so we may never know. It is certain, though, that William & Coleen Lindley's 201 each within Point Pelee National Park in one year would rank at the top. Bill Wilson had the 2006 high of 141.

197		1990	Blake Maybank, White's Lake NS	141		2006	Bill Wilson, Calgary AB
154			Burke Korol, Huntsville ON *				

DAY LISTS

Finding as many species as possible during one calendar day, a mere 24 hours, is a challenge to stamina as well as bird finding skills. As with Year Lists, a birder's best ever Day List and their best Day List for 2006, if any, are both reported in the same table. To be published, Day Lists had to make thresholds of 15% for Nunavut; 20% for PEI, Newfoundland and Labrador, and the Northwest and Yukon Territories; and 30% for the other provinces. Thresholds are shown in the table headers.

Last year's issue stated "Big Days seem to be getting scarcer each year". And as if to prove that, we had less again this year (from 3 down to only 2). 2006 Day Lists (bolded) were reported by CLCers from Alberta and New Brunswick. Despite this seeming waning of interest, there is new hope. Birders in New Brunswick took seriously the challenge of having no reportable day list for their province, the only such in Canada. Juliette Pellerin from Boudreau West, NB, with 124 species on June 7, 2006, becomes the first to do so. Congratulations Juliette! Phillip Cram had an excellent day in Alberta with 151 species. Not from this year, but newcomer Olivier Barden contributes a 2002 daylist from Quebec which is one more than our previous high there. Belated congratulations Olivier! See the new Local Day List section to learn what folks are doing in their local paches.

British Columbia 484 spp. (threshold = 145 spp.)

196	40%	23-May-95	Richard Cannings, Naramata BC	155	32%	18-May-86	Jo Ann MacKenzie, Surrey BC
196	40%	23-May-95	Blake Maybank, White's Lake NS	155	32%	18-May-86	Wayne Weber, Delta BC
167	35%	22-May-88	Laurie Rockwell, Summerland BC	151	31%	12-May-91	Danny Tyson, Surrey BC
162	33%	21-May-00	Roger Foxall, Surrey BC				

Alberta 406 spp. (threshold = 122 spp.)

165	41%	24-May-96	Blake Maybank, White's Lake NS	138	34%	26-May-90	Suzanne Benoit, Ft. Saskatchewan AB
151	37%	5-Jun-06	Phillip Cram, Calgary, AB	137	34%	27-May-78	Eric Tull, Calgary AB

Saskatchewan 409 spp. (threshold = 123 spp.)

160	39%	1-Jun-86	Harv Lane, Kleefeld MB	140	34%	26-May-95	Blake Maybank, White's Lake NS
-----	-----	----------	------------------------	-----	-----	-----------	--------------------------------

Manitoba 389 spp. (threshold = 117 spp.)

205	53%	23-May-87	Rudolf Koes, Winnipeg MB	162	42%	27-May-80	Eric Tull, Calgary AB
204	52%	23-May-87	Gordon Grief, Winnipeg MB	156	40%	14-May-90	Blake Maybank, White's Lake NS
192	49%	29-May-82	Harv Lane, Kleefeld MB	146	38%	28-May-83	John Zoch, Leamington ON
170	44%	27-May-80	Wayne Neily, Tremont NS	117	30%	29-May-99	Burke Korol, Huntsville ON

Ontario 479 spp. (threshold = 144 spp.)

186	39%	11-May-79	Alan Wormington, Leamington ON	161	34%	25-May-02	Burke Korol, Huntsville ON
182	38%	18-May-96	Margaret Bain, Cobourg ON	158	33%	26-May-01	Paul Mackenzie, Kingston ON
175	37%	27-May-00	Bruce Brydon, Holland Landing ON	158	33%	27-May-95	Frank Pinilla, Richmond Hill ON
175	37%	18-May-96	Jim Burk, Blenheim ON	156	33%	11-May-96	Hugh Currie, Toronto ON
175	37%	18-May-96	Keith Burk, Blenheim ON	154	32%	11-May-96	Alfred Adamo, Mississauga ON
172	36%	20-May-00	Gavin Platt, London ON	152	32%	20-May-73	Martin Edwards, Kingston ON
172	36%	20-May-00	Ian Platt, London ON	152	32%	19-May-78	Alex Gray, Mississauga ON
166	35%	25-May-96	David Milsom, Bolton ON	143	30%	11-May-63	Don Perks, Mississauga ON

DAY LISTS

Quebec 449 spp. (threshold = 135 spp.)

161	36%	27-May-02	Olivier Barden, Québec City, QC	143	32%	29-May-99	Daniel St-Hilaire, Hull QC
160	36%	28-May-05	Mark Dennis, St-Lazare QC	142	32%	2-Jun-90	Germain Savard, Saint-Fulgence QC

New Brunswick 410 spp. (threshold = 123 spp.)

124 30% 7-Jun-06 Juliette Pellerin, Boudreau West NB

Nova Scotia 462 spp. (threshold = 139 spp.)

140 30% 4-Jun-94 Blake Maybank, White's Lake NS

Prince Edward Island 336 spp. (threshold = 67 spp.)

128	38%	28-May-94	Blake Maybank, White's Lake	86	26%	20-May-81	Eric Tull, Calgary AB
86	26%	2-Jun-83	Alex Gray, Mississauga ON	67	20%	3-Aug-99	Hilaire Chiasson, Lamèque NB

Newfoundland and Labrador 387 spp. (threshold = 77 spp.)

106 28% 02-Sep-84 Blake Maybank, White's Lake NS

Yukon Territory 296 spp. (threshold = 59 spp.)

67	23%	22-Aug-92	Richard Cannings, Naramata BC	61	21%	3-Jul-76	Eric Tull, Calgary AB
66	22%	9-Jun-96	Alex Gray, Mississauga ON				

Northwest Territories 314 spp. (threshold = 63 spp.)

75	24%	16-Jun-89	Alex Gray, Mississauga ON	69	22%	2-Jun-99	Eric Tull, Calgary AB
----	-----	-----------	---------------------------	----	-----	----------	-----------------------

Nunavut 257 spp. (threshold = 39 spp.)

63 25% 10-Jun-02 Robert Tymstra, Samia ON

ATPAT Sum of Highest Provincial & Territorial Day Lists 5078 spp. (threshold = 640 spp.)

1403	28%	Blake Maybank, White's Lake NS	889	18%	Rudolf Koes, Winnipeg MB *
1198	24%	Eric Tull, Calgary AB	831	16%	Gordon Grief, Winnipeg MB
1119	22%	Alex Gray, Mississauga ON			

WINTER LISTS

The usual winter list, contrary to logic, is not the winter season, but the three months of December through February. Only one winter lister, Bill Wilson of Calgary, AB, took up the fairly difficult challenge of creating an actual “winter season” list. The difficulty is that the winter solstice can fall anywhere from Dec. 21 to Dec. 23 in a given year. Winter Season Lifelists are found after the end of the “traditional” winter listing section. If you submit any of these, please insure that they are appropriately identified. I’m not even going to ask if the exact hour of the solstice was used, or just the day it occurred on!

All Winter Lifelists are reported as of the end of 2006. Single Winter Lists are of species seen during one winter. Listed are a birder's best ever Single Winter List and their qualifying Single Winter List for 05/06, if any. The thresholds for Winter Lifelists are 25% for Canada, British Columbia and Ontario; 10% for Nunavut; 15% for PEI, Newfoundland and Labrador, and the other territories; and 20% for the rest of the provinces. Thresholds for Single Winter Lists were 5% less. All Single Winter Lists for 2006 in each category are bolded. Thresholds are shown in the table headers for each jurisdiction. Christmas Bird Count lists, being mostly, or wholly, within the winter season, will be found at the end of the regular Winter List section.

Of the twelve highest provincial Winter Lifelists in Canada, the top two are from Ontario, the next eight from British Columbia, before there is one from Nova Scotia, and finally another from Ontario. These plus one more from Nova Scotia are all over the 50% mark. The obvious conclusion is that BC provides the best winter birding, but that if you stay at it long enough ON is just as good. In the short term, the three highest Single Winter totals for BC are also the three highest for Canada, and the only three over 200.

***** WINTER LIFELISTS *****

Canada 643 spp. (threshold = 161 spp.)

The top gain in Canada winter lifelists was a huge +50 by Eric Tull. It was not all gains from 2006, but the results of a review of sighting from many years. Alex Gray's +8, to reach 291, would seem to be the best 2006 gain. That vaulted him into 4th place, only 4 behind the leader, Jo Ann MacKenzie of Surrey, BC (295). She and her two closest competitors, John Luce and Hue MacKenzie, all added one. Who will reach 300 first? Allen Woodliffe joins the list at 211.

295	46%	Jo Ann MacKenzie, Surrey BC (+1)	229	36%	Malcolm McDonald, Calgary AB
292	45%	John Luce, Surrey BC (+1)	227	35%	Angus MacLean, Coldbrook NS
292	45%	Hue MacKenzie, Surrey BC (+1)	224	35%	Craig McLauchlan, Whitby ON (+4)
291	45%	Alex Gray, Mississauga ON (+8)	213	33%	Hilaire Chiasson, Lamèque NB
291	45%	Don Perks, Mississauga ON	212	33%	Rudolf Koes, Winnipeg MB *
290	45%	Blake Maybank, White's Lake NS (+3)	211	33%	Allen Woodliffe, Chatham ON (new)
272	42%	Danny Tyson, Surrey BC (+1)	207	32%	Rose-Aline Chiasson, Lamèque NB
268	42%	Mike Toochnin, Richmond BC	202	31%	Don MacNeill, Halifax NS
255	40%	David Stirling, Victoria BC (+2)	202	31%	Larry Neily, Ottawa ON (+6)
243	38%	Burke Korol, Huntsville ON *	192	30%	Bill Wilson, Calgary AB (+5)
237	37%	Eric Tull, Calgary AB (+50)	191	30%	Robert Parsons, Winnipeg MB (+2)
233	36%	Richard Cannings, Naramata BC (+6)	168	26%	Frank Pinilla, Richmond Hill ON (+2)
229	36%	Joan McDonald, Calgary AB			

WINTER LISTS

***** WINTER LIFELISTS *****

British Columbia 484 spp (threshold = 121 spp.)

The biggest increase in 2006 was made by Richard Cannings, with a +6. Danny Tyson added only one to his top slot to reach 272 (which also gives him 7th place in Canada). New this year is Brent Schmor of Abbotsford, BC, with 198.

272	56%	Danny Tyson, Surrey BC (+1)	198	41%	Brent Schmor, Abbotsford, BC (new)
267	55%	Mike Toochin, Richmond BC	173	36%	Joan McDonald, Calgary AB
266	55%	John Luce, Surrey BC (+1)	173	36%	Malcolm McDonald, Calgary AB
254	52%	Hue MacKenzie, Surrey BC (+1)	164	34%	Alex Gray, Mississauga ON (+1)
253	52%	Wayne Weber, Delta BC (+1)	156	32%	Laurie Rockwell, Summerland BC
251	52%	Jo Ann MacKenzie, Surrey BC (+3)	156	32%	Eric Tull, Calgary AB (+2)
248	51%	Rick Tyson, Surrey BC (+3)	148	31%	Blake Maybank, White's Lake NS
247	51%	David Stirling, Victoria BC (+2)	136	28%	Bill Wilson, Calgary AB (+5)
216	45%	Richard Cannings, Naramata BC (+6)	132	27%	Robert Parsons, Winnipeg MB
199	41%	Burke Korol, Huntsville ON *			

Alberta 406 spp. (threshold = 81 spp.)

Bill Wilson added 7 species for the only change in this list. The McDonald's are still not too worried yet though, leading with healthy 154 totals.

154	38%	Joan McDonald, Calgary AB	102	25%	Eric Tull, Calgary AB
154	38%	Malcolm McDonald, Calgary AB	98	24%	Suzanne Benoit, Fort Saskatchewan AB
137	34%	Bill Wilson, Calgary AB (+7)			

Saskatchewan 409 spp. (threshold = 82 spp.)

109 27% Burke Korol, Huntsville ON *

Manitoba 389 spp. (threshold = 78 spp.)

133	34%	Rudolf Koes, Winnipeg MB *	116	30%	Gordon Grief, Winnipeg MB (+2)
121	31%	Robert Parsons, Winnipeg MB (+3)			

WINTER LISTS

***** WINTER LIFELISTS *****

Ontario 479 spp. (threshold = 120 spp.)

Don Perks and Alan Wormington remain unchanged in the first two spots in Ontario. Alfred Adamo had the largest one year gain, a +7. No new listers reported.

278	58%	Don Perks, Mississauga ON	207	43%	Hamish McLean, Toronto ON (+4)
277	58%	Alan Wormington, Leamington ON	193	40%	Ian Platt, London ON
239	50%	Keith Burk, Blenheim ON (+1)	187	39%	Gavin Platt, London ON
230	48%	Harry Kerr, Toronto ON (+1)	175	37%	Paul Mackenzie, Kingston ON (+2)
229	48%	Alfred Adamo, Mississauga ON (+7)	168	35%	Frank Pinilla, Richmond Hill ON (+2)
227	47%	Hugh Currie, Toronto ON (+1)	159	33%	Joel Ellis, Glenburnie ON (+5)
221	46%	Jerry Guild, Mississauga ON (+2)	155	32%	Edgerton Pegg, Claremont ON *
216	45%	Margaret Bain, Cobourg ON	150	31%	Harold Stiver, Paris ON *
216	45%	Jim Burk, Blenheim ON (+1)	149	31%	Burke Korol, Huntsville ON *
216	45%	Craig McLaughlan, Whitby ON (+4)	135	28%	Eric Tull, Calgary AB (+1)
215	45%	David Milsom, Bolton ON *	134	28%	Gordon Payne, London ON (+1)
213	44%	Alex Gray, Mississauga ON (+2)	123	26%	Hue MacKenzie, Surrey BC
211	44%	Allen Woodliffe, Chatham ON (+2)	120	25%	Blake Maybank, White's Lake NS

Quebec 449 spp. (threshold = 90 spp.)

Mabel McIntosh's lead at 179 suddenly became a lot less (from 76 down to 21) with the addition of new CLC member, Olivier Barden at 158.

179	40%	Mabel McIntosh, Pointe Claire QC	103	23%	Bernard Goulet, Calgary AB *
158	35%	Olivier Barden, Québec City, QC (new)	103	23%	Eric Tull, Calgary AB

New Brunswick 410 spp. (threshold = 82 spp.)

Rose-Aline Chiasson gained one to tie Hilaire Chiasson for top place in NB. Rosita Lanteigne added 13, for the largest gain. Juliette Pellerin joins the list with 101.

162	40%	Hilaire Chiasson, Lamèque NB	101	25%	Juliette Pellerin, Boudreau West NB (new)
162	40%	Rose-Aline Chiasson, Lamèque NB (+1)	93	23%	Eric Tull, Calgary AB
122	30%	Rosita Lanteigne, Caraquet NB (+13)	92	22%	Angus MacLean, Coldbrook NS
111	27%	Michel Chiasson, Caraquet NB (+6)	86	21%	Jude Larocque, Coteau Road NB *
110	27%	Jollande St-Pierre, Alderwood NB (+5)			

Nova Scotia 462 spp. (threshold = 92 spp.)

Blake Maybank added 4 and remains in top spot. Alex Gray added 25, for the largest gain.

245	53%	Blake Maybank, White's Lake NS (+4)	188	41%	Joan Czapalay, Halifax NS (+2)
234	51%	John Nickerson, Clark's Harbour NS (+4)	147	32%	Suzanne Borkowski, Halifax NS (+5)
210	45%	Angus MacLean, Coldbrook NS (+3)	139	30%	Larry Neily, Ottawa ON (+7)
204	44%	Murray Newell, Clark's Harbour NS	118	26%	Alex Gray, Mississauga ON (+25)
202	44%	Don MacNeill, Halifax NS			

WINTER LISTS

***** WINTER LIFELISTS *****

Prince Edward Island 336 spp. (threshold = 50 spp.)

80	24%	Angus MacLean, Coldbrook NS	54	16%	Rose-Aline Chiasson, Lamèque NB
56	17%	Hilaire Chiasson, Lamèque NB			

Newfoundland and Labrador 387 spp. (threshold = 58 spp.)

152	39%	Doug Phelan, St. John's NL *	67	17%	Joan McDonald, Calgary AB
86	22%	Alex Gray, Mississauga ON	67	17%	Malcolm McDonald, Calgary AB
86	22%	Blake Maybank, White's Lake NS			

Yukon Territory 296 spp. (threshold = 44 spp.)

Northwest Territories 314 spp. (threshold = 47 spp.)

Nunavut 257 spp. (threshold = 26 spp.)

No Winter Lists for the territories. If you have one, please submit it, even if it is under the current threshold. We have to start somewhere.

ATPAT Sum of Provincial & Territorial Winter Lists 5078 spp. (threshold = 500 spp.)

All three folks named in the last issue regarding this list responded. Wow! The power of the press! Alex Gray came out on top with 795!

795	16%	Alex Gray, Mississauga ON (new)	704	14%	Eric Tull, Calgary AB (new)
741	15%	Blake Maybank, White's Lake NS (new)	530	10%	Larry Neily, Ottawa ON (+19)

***** INTERPROVINCIAL WINTER LIFELISTS *****

Interprovincial lists cover all or parts of two or more provinces or territories. The lists included here are merged lists of the species seen in the area, rather than lists formed by adding provincial lists together as in the ATPAT lists.

Atlantic Canada (NB, NL, NS, PE) 475 spp. - source Avibase (threshold = 150 spp.)

142 30% Larry Neily, Ottawa ON (new)

The Maritimes (NB, NS, PE) 462 spp. - source Avibase (threshold = 150 spp.)

142 31% Larry Neily, Ottawa ON (new)

WINTER LISTS

***** CHRISTMAS BIRD COUNT LIFELISTS *****

All Canadian Christmas Bird Counts (CBC's) (threshold = 100 spp.)

159 Allen Woodliffe, Chatham ON 117 Burke Korol, Huntsville ON *
158 Blake Maybank, White's Lake NS (+1)

All Ontario Christmas Bird Counts (CBC's) (threshold = 100 spp.)

159 Allen Woodliffe, Chatham ON

***** WINTER SEASON LIFELISTS *****

As discussed earlier, Winter Season Lifelists, as opposed to the usual Winter Lifelists (December, January & February), are lifelists of species seen between the Winter Solstice and the Vernal Equinox: the actual season of winter.

Bill Wilson of Calgary, Alberta is the only one this year who decided to submit any winter season lists. Thresholds for these categories will be the same as for the regular winter lifelists.

Canada 643 spp. (threshold = 161 spp.)

180 28% Bill Wilson, Calgary AB (new)

British Columbia 484 spp (threshold = 121 spp.)

123 25% Bill Wilson, Calgary AB (new)

Alberta 406 spp. (threshold = 81 spp.)

131 32% Bill Wilson, Calgary AB (new)

WINTER LISTS

***** SINGLE WINTER LISTS *****

Last year a Single Winter List record was set in only one province, New Brunswick. In fact, a total of three listers beat the previous high of 86. Juliette Pellerin came 3rd at 92, Rose-Aline Chiasson came 2nd at 101, and Hilaire Chiasson took top spot with 102. Quite a feat! Félicitations! However, new member Olivier Barden from Quebec City beat the previous QC high of Mabel McIntosh (110) with his 2005-06 winter list of 114. That is not the new high though, as he also submitted a 2001-02 total of 128! Way to go Olivier!

There were more winter listers (7) in the winter of 2005-06 in Nova Scotia than in any other province. New Brunswick was not far behind at 5. Ontario and Alberta had 3 each. All 2005-06 winter lists are boldfaced.

Canada 643 spp. (threshold = 129 spp.)

207	32%	00/01	John Luce, Surrey BC	163	25%	01/02	David Milsom, Bolton ON *
206	32%	00/01	Danny Tyson, Surrey BC	153	24%	96/97	Hilaire Chiasson, Lamèque NB
203	32%	00/01	Mike Tootchin, Richmond BC	153	24%	96/97	Rose-Aline Chiasson, Lamèque NB
185	29%	90/91	Blake Maybank, White's Lake NS	150	23%	88/89	Robert Parsons, Winnipeg MB
183	28%	98/99	Burke Korol, Huntsville ON *	146	23%	01/02	Craig McLauchlan, Whitby ON
177	28%	01/02	Alex Gray, Mississauga ON	143	22%	67/68	Eric Tull, Calgary AB
168	26%	93/94	Hue MacKenzie, Surrey BC	135	21%	89/90	Rudolf Koes, Winnipeg MB *
168	26%	02/03	Joan McDonald, Calgary AB	132	21%	02/03	Bill Wilson, Calgary AB
168	26%	02/03	Malcolm McDonald, Calgary AB	130	20%	01/02	Frank Pinilla, Richmond Hill ON
167	26%	93/94	Jo Ann MacKenzie, Surrey BC				

British Columbia 484 spp. (threshold = 97 spp.)

207	43%	00/01	John Luce, Surrey BC	126	26%	02/03	Joan McDonald, Calgary AB
206	43%	00/01	Danny Tyson, Surrey BC	126	26%	02/03	Malcolm McDonald, Calgary AB
203	42%	00/01	Mike Tootchin, Richmond BC	120	25%	96/97	Rose-Aline Chiasson, Lamèque NB
174	36%	95/96	Rick Tyson, Surrey BC	117	24%	96/97	Hilaire Chiasson, Lamèque NB
170	35%	91/92	Wayne Weber, Delta BC	117	24%	01/02	Alex Gray, Mississauga ON
168	35%	98/99	Burke Korol, Huntsville ON *	111	23%	94/95	Suzanne Benoit, Fort Saskatchewan AB
168	35%	93/94	Hue MacKenzie, Surrey BC	101	21%	89/90	Rudolf Koes, Winnipeg MB *
167	35%	93/94	Jo Ann MacKenzie, Surrey BC	101	21%	02/03	Laurie Rockwell, Summerland BC
135	28%	90/91	Blake Maybank, White's Lake NS	100	21%	67/68	Eric Tull, Calgary AB
127	26%	88/89	Robert Parsons, Winnipeg MB	99	20%	99/00	Bill Wilson, Calgary AB

Alberta 406 spp. (threshold = 61 spp.)

112	28%	01/02	Joan McDonald, Calgary AB	92	23%	01/02	Thérèse Goulet, Calgary AB *
112	28%	01/02	Malcolm McDonald, Calgary AB	89	22%	01/02	Alan Fishkin, Calgary AB
95	23%	05/06	Joan McDonald, Calgary AB	84	21%	03/04	Bill Wilson, Calgary AB
95	23%	05/06	Malcolm McDonald, Calgary AB	81	20%	05/06	Bill Wilson, Calgary AB
92	23%	01/02	Bernard Goulet, Calgary AB *	70	17%	91/92	Suzanne Benoit, Fort Saskatchewan AB

WINTER LISTS

***** SINGLE WINTER LISTS *****

Saskatchewan 409 spp. (threshold = 61 spp.)

72 18% 94/95 Burke Korol, Huntsville ON

Manitoba 389 spp. (threshold = 58 spp.)

81 21% 98/99 Rudolf Koes, Winnipeg MB * 65 17% 91/92 Robert Parsons, Winnipeg MB

Ontario 479 spp. (threshold = 96 spp.)

167	35%	03/04	Terry Osborne, Erin ON	123	26%	01/02	Alex Gray, Mississauga ON
163	34%	01/02	David Milsom, Bolton ON *	121	25%	91/92	Jim Burk, Blenheim ON
152	32%	98/99	Don Perks, Mississauga ON	116	24%	00/01	Burke Korol, Huntsville ON *
148	31%	01/02	Alfred Adamo, Mississauga ON	112 23% 05/06	Margaret Bain, Cobourg ON		
146	30%	01/02	Craig McLauchlan, Whitby ON	109	23%	92/93	Gavin Platt, London ON
132	28%	96/97	Jerry Guild, Mississauga ON	109	23%	92/93	Ian Platt, London ON
130	27%	01/02	Frank Pinilla, Richmond Hill ON	106 22% 05/06	Paul Mackenzie, Kingston ON		
129	27%	99/00	Margaret Bain, Cobourg ON	105 22% 05/06	Craig McLauchlan, Whitby ON		
127	27%	93/94	Hugh Currie, Toronto ON				

Quebec 449 spp. (threshold = 67 spp.)

128 29% 01/02 Olivier Barden, Québec City, QC 110 24% 95/96 Mabel McIntosh, Pointe Claire QC
114 25% 05/06 Olivier Barden, Québec City, QC 99 22% 86/87 Eric Tull, Calgary AB

New Brunswick 410 spp. (threshold = 62 spp.)

102 25% 05/06	Hilaire Chiasson, Lamèque NB			67 16% 05/06	Denise Godin, Bertrand NB		
101 25% 05/06	Rose-Aline Chiasson, Lamèque NB			65 16% 01/02	Michel Chiasson, Caraquet NB		
92 22% 05/06	Juliette Pellerin, Boudreau West NB			63 15% 01/02	Jollande St-Pierre, Alderwood NB		
86 21% 03/04	Jude Larocque, Coteau Rd NB *			62 15% 05/06	Jollande St-Pierre, Alderwood NB		
78 19% 01/02	Rose-Aline Chiasson, Lamèque NB						

Nova Scotia 462 spp. (threshold = 69 spp.)

172 37% 01/02	Blake Maybank, White's Lake NS			130 28% 97/98	Terry Crowell, Shag Harbour NS *		
165 36% 01/02	Murray Newell, Clark's Harbour NS			127 27% 05/06	John Nickerson, Clark's Harbour NS		
165 36% 01/02	John Nickerson, Clark's Harbour NS			123 27% 87/88	Don MacNeill, Halifax NS		
150 32% 05/06	Murray Newell, Clark's Harbour NS			101 22% 05/06	Blake Maybank, White's Lake NS		
143 31% 01/02	Angus MacLean, Coldbrook NS			90 19% 01/02	Suzanne Borkowski, Halifax NS		
142 31% 01/02	Joan Czapalay, Halifax NS			84 18% 05/06	Suzanne Borkowski, Halifax NS		
133 29% 01/02	Richard Stern, Kentville NS			83 18% 05/06	Alex Gray, Mississauga ON		
132 29% 05/06	Joan Czapalay, Halifax NS			81 18% 05/06	Don MacNeill, Halifax NS		

WINTER LISTS

***** SINGLE WINTER LISTS *****

Prince Edward Island 336 spp. (threshold = 34 spp.)

36 11% 98/99 Alex Gray, Mississauga ON

Newfoundland and Labrador 387 spp. (threshold = 39 spp.)

92	24%	01/02	Doug Phelan, St. John's NL *	67	17%	04/05	Malcolm McDonald, Calgary AB
72	19%	96/97	Alex Gray, Mississauga ON	58	15%	81/82	Blake Maybank, White's Lake NS
67	17%	04/05	Joan McDonald, Calgary AB	40	10%	81/82	Eric Tull, Calgary AB

Yukon Territory 296 spp. (threshold = 30 spp.)

Northwest Territories 314 spp. (threshold = 31 spp.)

Nunavut 257 spp. (threshold = 13 spp.)

No Single Winter Lists for the territories either. If you have one, please submit it, even if it is under the current threshold.

ATPAT Sum of Provincial & Territorial Lists for a Single Winter 5078 spp. (threshold = 350 spp.)

Blake Maybank was the only one to submit a list for this category. And even he was confused by the ATPAT section of the new form. Oh well, back to the drawing board.

559 11% Blake Maybank, White's Lake NS

***** SINGLE WINTER SEASON LISTS *****

As with Winter Season Lifelists, Single Winter Season Lists are timed to the actual season of winter, between the Winter Solstice and the Vernal Equinox. Again Bill Wilson is the only one to submit any single winter season lists. Thresholds for these categories will be the same as for the regular single winter lists.

British Columbia 484 spp (threshold = 97 spp.)

99 20% 99/00 Bill Wilson, Calgary AB

Alberta 406 spp. (threshold = 61 spp.)

91	22%	04/05	Bill Wilson, Calgary AB	85	21%	05/06	Bill Wilson, Calgary AB
----	-----	-------	-------------------------	----	-----	-------	-------------------------

LOCAL LISTS

For all but a few northern areas and some special criteria lists, the thresholds for Local Lists are 150 for Lifelists and 120 for Year Lists. County combinations are higher at 180 and 150. Local Lists are reported as received by the end of 2006. They are shown on a province by province basis. Local Lists are presented in five sections this year: Local Lifelists, Local Year Lists, Local Day Lists, Local Winter Lists and Local Single Winter Lists, similar to the way in which the major category lists are treated. This is in large part as a response to the new reporting form, which allows for all these possibilities.

Local Lists are bound to become increasingly popular for the majority of birders given the skyrocketing price of fuel. Many birders find their “local patch” the most satisfying list to work on over the long haul. Local areas where there are several birders in friendly competition often spawn more interest among the uninitiated, expanding the ranks. The variety of places people keep lists for continues to grow, the Local Lifelists numbering 186 this year. Included with the Local Lists are several special criteria lists. There are also six “other” lists (those unrelated to Canada). Comment and comparison are indulged in below under provincial headings. To compare Local Areas becomes less and less possible as sizes vary more.

Clarification of the Local Area Definitions must be an ongoing process. The file is now on the internet site and if you see errors or omissions, let me know. Especially helpful would be an email containing the text to be inserted. Hint, hint. The reporting form is, unfortunately, closely packed. New members might find all this confusing, and sometimes even long-standing members find the incorrect adjacent slot on the reporting form, be it paper or electronic, creating questions for the compiler or outright errors in the newsletter. Please be careful. The new reporting form has created new problems as well. Hopefully, these will disappear by next year. But there is still no substitute for your care and accuracy in filling in your data. For those still using printed forms, please help by printing your numbers clearly.

Many of you will have received requests for clarification of one or more (in one case 22) numbers on your form. When something doesn't seem right, it seems right to check. Guesses will have to be made where no reply is made, but guesses can be wrong. Examples of numbers that might be queried are those that go down from last year's number, previously reported year or day lists that have the number or date changed, or a number so changed that appears to be a typographical error (say a plus 103 on a provincial lifelist, that might be a plus 3). If you have valid decreases, it might be a good idea to mention it in the comment section. Likewise if splits have increased an old year list or you have a valid change that might seem a typo; make a note.

British Columbia: Mike Toochin's 355 for Vancouver was tops in BC. Six other birders had 325 or more in Vancouver: Jo Ann MacKenzie (347), Hue MacKenzie (342), Wayne Weber (334), Danny Tyson (333), John Luce (331) and Lloyd Esralson (325). David Stirling added an amazing 4 to both his Vancouver Island (340) and Victoria (324) leading totals. Richard Cannings' 289 for the Okanagan Valley was the top interior list. Top gainer was Roger Foxall with +9 for Vancouver. For small sized areas, Mike Toochin's 266 for Iona & Sea Island is impressive, even moreso the 255 for Iona Island alone. Danny Tyson reached 151 species seen in every month in BC and 123 seen in every month in Vancouver! Why is there no Species Seen Every Month in Canada category? Seems to me he'd qualify!

LOCAL LISTS

Alberta: Alan Fishkin, along with his intrepid canine lister friend Cabo, was the top gainer, adding 58 species to become the 5th Calgary lister to reach 300. Cabo is claiming 239 species for Calgary, witnessed by Alan. Bill Wilson added 6 to his Calgary list to reclaim top spot (at 324) from the McDonald's (at 320). Bill also worked hard at his month lists and had a +15, in the species seen every month in AB list, to reach 69.

Saskatchewan: Burke Korol, despite the fact he now lives in Ontario, continues to have the highest Local Lifest list for SK, a respectable 249 for Saskatoon. Bill Wilson added 32 to his Saskatoon list last year for the largest gain, giving him 183; and Ryan Dudragne joins at 166.

Manitoba: Robert Parsons had the highest Manitoba Local Lifest list at 334 for Southeastern MB, as well as the highest Southwestern MB and Winnipeg lists (279 & 292). Wayne Neily, with +13 in the Selkirk Latilong, had the biggest gain for 2006, without visiting MB. Like Eric Tull, Wayne is catching up on recordkeeping.

Ontario: At 374, Alan Wormington still has the top Local List, a county combination, (Chatham-Kent, Essex & Lambton Counties). Several other lists were above 350, including Don Perks 360 in the Toronto 50 km category, Keith Burk's 357 in Chatham-Kent, Essex & Lambton Counties and Alan Wormington's 357 in the Point Pelee CBC Area (or as he prefers Point Pelee Birding Area) (tied for 3rd), and Allen Woodliffe's 353 in Chatham-Kent, Essex & Lambton Counties (5th spot). Herb Elliot's +21 for the Rodeau CBC Area topped the gains.

Quebec: Quebec's highest Local Lifest list still belonged to Mabel McIntosh, with a 337 in Montreal. Two other listers have Local Lifest lists of over 300 in Quebec: Peter Mitchell at 325 in Montreal and Germain Savard at 306 for Saguenay/Lac St-Jean. The biggest gain was only +4 in both St-Lazare Sand Pits by Mark Dennis and Bark Lake by Peter Mitchell.

New Brunswick: The Acadian Peninsula continued to have the only Local Lifest lists over 300. The highest belonged to Hilaire Chiasson, who had 311. Two others were over 300 there: Rosita Lanteigne (308) and Rose-Aline Chiasson (306). Jocelyne Godin had the biggest increase, a plus 12 for the Acadian Peninsula. County listing is not as popular here as in NS.

Nova Scotia: In Nova Scotia, county listing capital of Canada, the top county list was John Nickerson's 345 for Shelburne, then Blake Maybank's 329 for Halifax County. Three others have 300+ county lists, Murray Newell 324 in Shelburne, Don MacNeill 311 in Halifax, and Joan Czapalay 305 for Shelburne. For NS, the highest Local Lifest list was Blake Maybank's 392, followed by Don MacNeill's 360, both for Mainland Nova Scotia (also the largest area); then Blake's 353 for Central NS for 3rd, John's single county Shelburne County list 4th, and John Nickerson's 334 for Cape Sable Island 5th. Wayne Neily's +18 for Kings Co. was the top gain.

Elsewhere: No changes. Angus MacLean continued to have the highest PEI list, 195 for Prince Edward Island National Park. Blake Maybank had the top Local Lifest list for NF, with a 248 for Western Newfoundland. In the Yukon, Wayne Neily had not only the top Local Lifest list, but the only one, 114 for Kluane National Park.

LOCAL LIFELISTS

BRITISH COLUMBIA

100 Mile House

175 Laurie Rockwell, Summerland BC

BC & Alaska

501 Mike Toochn, Richmond BC (+2)

372 Eric Tull, Calgary AB (new)

Blackie Spit (& Crescent Beach)

189 Jo Ann MacKenzie, Surrey BC

186 Hue MacKenzie, Surrey BC (+1)

176 Wayne Weber, Delta BC (+2)

156 Danny Tyson, Surrey BC

Clover Point/Beaconhill Park, Victoria

199 David Stirling, Victoria BC (+1)

Creston Valley

180 Burke Korol, Huntsville ON *

Haines Triangle

88 David Stirling, Victoria BC

Iona Island, Richmond

255 Mike Toochn, Richmond BC

211 Danny Tyson, Surrey BC (+1)

201 Lloyd Esralson, Surrey BC

Jericho Park, Vancouver

153 Danny Tyson, Surrey BC

Kamloops

254 Wayne Weber, Delta BC (+1)

198 David Stirling, Victoria BC

Nicola Valley

250 Wayne Weber, Delta BC

North Vancouver

163 Rick Tyson, Surrey BC (+2)

Northwest Pacific Pelagic

63 Lloyd Esralson, Surrey BC

62 David Stirling, Victoria BC

Okanagan Valley

289 Richard Cannings, Naramata BC (+3)

277 Laurie Rockwell, Summerland BC

262 Mike Toochn, Richmond BC

257 Wayne Weber, Delta BC

247 Danny Tyson, Surrey BC (+1)

242 David Stirling, Victoria BC

240 Burke Korol, Huntsville ON *

236 Hue MacKenzie, Surrey BC

233 Jo Ann MacKenzie, Surrey BC

231 John Luce, Surrey BC

208 Lloyd Esralson, Surrey BC (+3)

196 Blake Maybank, White's Lake NS

193 Bryan Gates, Victoria BC (+5)

188 Rick Tyson, Surrey BC

183 Bill Crins, Peterborough ON

172 Theo Hofmann, Thornhill ON

163 Bill Wilson, Calgary AB

Peace River District

191 Jo Ann MacKenzie, Surrey BC

184 Bryan Gates, Victoria BC (+5)

164 Wayne Weber, Delta BC

158 David Stirling, Victoria BC

Pacific Rim National Park

175 David Stirling, Victoria BC

Pitt Meadows

197 Wayne Weber, Delta BC

Prince George

167 Danny Tyson, Surrey BC (+1)

Reifel Migratory Bird Sanctuary

196 Danny Tyson, Surrey BC (+3)

185 Lloyd Esralson, Surrey BC (+1)

171 Rick Tyson, Surrey BC

Sea/Iona Islands, Richmond

266 Mike Toochn, Richmond BC (new)

231 Wayne Weber, Delta BC (+2)

203 Lloyd Esralson, Surrey BC (new)

171 Rick Tyson, Surrey BC

LOCAL LIFELISTS

BRITISH COLUMBIA (cont'd)

Seen in every month British Columbia

- 151 Danny Tyson, Surrey BC (+2)
- 93 Rick Tyson, Surrey BC (+1)

Seen in every month Vancouver

- 123 Danny Tyson, Surrey BC (+1)

Stanley Park, Vancouver

- 186 Wayne Weber, Delta BC

Sunshine Coast

- 165 Danny Tyson, Surrey BC

Vancouver

- 355 Mike Toochin, Richmond BC (+1)
- 347 Jo Ann MacKenzie, Surrey BC (+1)
- 342 Hue MacKenzie, Surrey BC (+1)
- 334 Wayne Weber, Delta BC (+2)
- 333 Danny Tyson, Surrey BC (+2)
- 331 John Luce, Surrey BC (+1)
- 325 Lloyd Esralson, Surrey BC (+3)
- 319 Rick Tyson, Surrey BC (+3)
- 300 Roger Foxall, Surrey BC (+9)
- 285 Richard Cannings, Naramata BC
- 242 David Stirling, Victoria BC
- 234 Bryan Gates, Victoria BC
- 215 Bill Crins, Peterborough ON
- 198 Eric Tull, Calgary AB (+2)
- 196 Larry Neily, Ottawa ON
- 179 Burke Korol, Huntsville ON *
- 177 Blake Maybank, White's Lake NS
- 168 Mike Austin, Friendswood TX
- 167 Craig McLaughlan, Whitby ON (new)

Vancouver Island

- 340 David Stirling, Victoria BC (+4)
- 329 Bryan Gates, Victoria BC (+8)
- 276 Mike Toochin, Richmond BC (+3)
- 254 Wayne Weber, Delta BC (+1)
- 251 Hue MacKenzie, Surrey BC (+2)
- 250 Jo Ann MacKenzie, Surrey BC
- 242 Roger Foxall, Surrey BC (+4)
- 239 Danny Tyson, Surrey BC (+1)
- 210 Bill Wilson, Calgary AB
- 188 Eric Tull, Calgary AB
- 184 Lloyd Esralson, Surrey BC (+1)
- 172 Joan McDonald, Calgary AB
- 172 Rick Tyson, Surrey BC (+4)
- 171 Malcolm McDonald, Calgary AB
- 151 Suzanne Benoit, Fort Saskatchewan AB

Victoria

- 324 David Stirling, Victoria BC (+4)
- 315 Bryan Gates, Victoria BC (+7)
- 245 Mike Toochin, Richmond BC (+2)
- 235 Wayne Weber, Delta BC (+1)
- 192 Bill Wilson, Calgary AB
- 177 Danny Tyson, Surrey BC (+3)
- 163 John Luce, Surrey BC

Westham Island

- 213 Wayne Weber, Delta BC
- 185 Lloyd Esralson, Surrey BC (new)

West Kootenays

- 220 Burke Korol, Huntsville ON *
- 180 Jo Ann MacKenzie, Surrey BC (+1)
- 177 Wayne Weber, Delta BC
- 168 Hue MacKenzie, Surrey BC

White Rock

- 265 Hue MacKenzie, Surrey BC (+2)
- 262 Jo Ann MacKenzie, Surrey BC

YUKON TERRITORY

Kluane National Park

- 114 Wayne Neily, Tremont NS

LOCAL LIFELISTS

ALBERTA

Athabasca

197 David Stirling, Victoria BC

Banff National Park

152 Bill Wilson, Calgary AB (new)

Beaverhill Lake

167 Eric Tull, Calgary AB

155 Suzanne Benoit, Fort Saskatchewan AB

Calgary

324 Bill Wilson, Calgary AB (+6)

320 Joan McDonald, Calgary AB

320 Malcolm McDonald, Calgary AB

315 Andrew Slater, Calgary AB

306 Alan Fishkin, Calgary AB (+58)

296 Eric Tull, Calgary AB (+2)

295 Jerry Pilny, Calgary AB

237 Bernard Goulet, Calgary AB *

235 Thérèse Goulet, Calgary AB *

214 Blake Maybank, White's Lake NS

Calgary City Limits

273 Andrew Slater, Calgary AB

261 Bill Wilson, Calgary AB (+3)

238 Alan Fishkin, Calgary AB (+18)

Cold Lake

214 Suzanne Benoit, Fort Saskatchewan AB

154 Eric Tull, Calgary AB

Edmonton

231 Eric Tull, Calgary AB

Kananaskis Country

182 Bill Wilson, Calgary AB (new)

Provincial Parks in Alberta

232 Bill Wilson, Calgary AB (new)

AMAT (All Months Added Together)

2173 Bill Wilson, Calgary AB (new)

Seen in every month Alberta

69 Bill Wilson, Calgary AB (+15)

SASKATCHEWAN

Candle Lake

176 Burke Korol, Huntsville ON *

Cypress Hills

175 Burke Korol, Huntsville ON *

The Elbow

164 Burke Korol, Huntsville ON *

Prince Albert National Park

186 Blake Maybank, White's Lake NS

Saskatoon

249 Burke Korol, Huntsville ON *

183 Bill Wilson, Calgary AB (+32)

166 Ryan Dudragne, Swift Current, SK

MANITOBA / NUNAVUT

Churchill

191 Rudolf Koes, Winnipeg MB *

149 Gordon Grief, Winnipeg MB

146 Robert Parsons, Winnipeg MB

132 Blake Maybank, White's Lake NS

108 Harv Lane, Kleefeld MB *

105 Barry Attridge, London ON

105 Richard Stern, Kentville NS

101 Wayne Neily, Tremont NS

101 David Stirling, Victoria BC

99 Edgerton Pegg, Claremont ON *

95 Eric Tull, Calgary AB

92 Alex Gray, Mississauga ON

91 Ian Roseby, Wilmot NS

LOCAL LIFELISTS

MANITOBA

Birds Hill Provincial Park

184 Gordon Grief, Winnipeg MB

Delta Marsh

244 Rudolf Koes, Winnipeg MB *
243 Robert Parsons, Winnipeg MB (+2)
220 Gordon Grief, Winnipeg MB

East Lake Winnipeg

205 Robert Parsons, Winnipeg MB

Fort Whyte Nature Centre, Winnipeg

212 Wayne Neily, Tremont NS
183 Robert Parsons, Winnipeg MB

Gladstone Latilong

196 Wayne Neily, Tremont NS

Northwest Angle Region

188 Robert Parsons, Winnipeg MB

Oak Hammock Marsh

242 Rudolf Koes, Winnipeg MB *
240 Gordon Grief, Winnipeg MB
233 Robert Parsons, Winnipeg MB
188 Wayne Neily, Tremont NS
186 John Zoch, Leamington ON

Patricia Beach

169 Robert Parsons, Winnipeg MB

Pinawa

171 Robert Parsons, Winnipeg MB

Riding Mountain National Park

219 Angus MacLean, Coldbrook NS

Seen in every month Manitoba

52 Robert Parsons, Winnipeg MB

Selkirk Latilong

180 Wayne Neily, Tremont NS

Seven Sisters Falls

194 Robert Parsons, Winnipeg MB

Sewage Lagoons in Manitoba

177 Robert Parsons, Winnipeg MB

Southeastern Manitoba

331 Robert Parsons, Winnipeg MB
234 Blake Maybank, White's Lake NS (+3)

Southwestern Manitoba

277 Robert Parsons, Winnipeg MB (+2)
187 Burke Korol, Huntsville ON *
160 Blake Maybank, White's Lake NS (+8)

Stonewall Latilong

208 Wayne Neily, Tremont NS

Whitewater Lake

152 Robert Parsons, Winnipeg MB (new)

Winnipeg

288 Robert Parsons, Winnipeg MB
282 Rudolf Koes, Winnipeg MB *
250 Gordon Grief, Winnipeg MB (+5)
231 Wayne Neily, Tremont NS
192 Eric Tull, Calgary AB (new)

Winnipeg Latilong

241 Wayne Neily, Tremont NS

Winnipeg River

240 Robert Parsons, Winnipeg MB

LOCAL LIFELISTS

ONTARIO

Counties, Districts, Municipalities

Chatham-Kent (Municipality)

332 Allen Woodliffe, Chatham ON (+5)
329 Keith Burk, Blenheim ON
314 Jim Burk, Blenheim ON
196 Alfred Adamo, Mississauga ON
192 Frank Pinilla, Richmond Hill ON (+7)
190 Burke Korol, Huntsville ON *
157 Craig McLauchlan, Whitby ON

Durham (Regional Municipality)

326 Margaret Bain, Cobourg ON
289 Craig McLauchlan, Whitby ON (+4)
263 Frank Pinilla, Richmond Hill ON (+3)

Essex (County)

297 Hugh Currie, Toronto ON (+2)
293 Allen Woodliffe, Chatham ON (new)
258 Mike Austin, Friendswood TX
246 Craig McLauchlan, Whitby ON (+9)
225 Burke Korol, Huntsville ON *
225 Frank Pinilla, Richmond Hill ON (+4)
206 Blake Maybank, White's Lake NS

Glengarry (Old County)

157 Martin Bowman, Williamstown, ON

Grey (County)

226 Floyd Deiter, Paris ON

Haldimand - Norfolk (Municipality)

207 Frank Pinilla, Richmond Hill ON (+5)
183 Burke Korol, Huntsville ON *

Lambton (County)

296 Robert Tymstra, Sarnia ON
257 Allen Woodliffe, Chatham ON (new)
255 Hugh Currie, Toronto ON

Middlesex County (London)

285 William Lindley, London ON (+1)
267 Ian Platt, London ON
257 Gavin Platt, London ON
236 Eric Tull, Calgary AB (+12)
219 Gordon Payne, London ON (+3)

Muskoka (District Municipality)

214 Bill Crins, Peterborough ON
190 Burke Korol, Huntsville ON *
154 Edgerton Pegg, Claremont ON *

Northumberland (County)

198 Craig McLauchlan, Whitby ON
195 Frank Pinilla, Richmond Hill ON (+1)
178 Burke Korol, Huntsville ON *

Parry Sound (District Municipality)

167 Burke Korol, Huntsville ON *

Peterborough (County)

219 Bill Crins, Peterborough ON (+1)

Rainy River (District)

249 Alan Wormington, Leamington ON
178 Don Perks, Mississauga ON
176 Bill Crins, Peterborough ON
151 Robert Parsons, Winnipeg MB

Thunder Bay (District)

264 Alan Wormington, Leamington ON

Simcoe (County)

241 Hugh Currie, Toronto ON

York (Regional Municipality)

322 Don Perks, Mississauga ON
307 Craig McLauchlan, Whitby ON
263 Bruce Brydon, Holland Landing ON (+3)
263 Theo Hofmann, Thornhill ON (+2)
186 Frank Pinilla, Richmond Hill ON (new)

LOCAL LIFELISTS

ONTARIO (cont'd)

County Combinations

Chatham-Kent/Essex/Lambton

- | | | | |
|-----|-------------------------------------|-----|--------------------------------------|
| 374 | Alan Wormington, Leamington ON (+2) | 308 | Hugh Currie, Toronto ON (+2) |
| 357 | Keith Burk, Blenheim ON | 281 | Mike Austin, Friendswood TX (+12) |
| 353 | Allen Woodliffe, Chatham ON (+1) | 241 | Frank Pinilla, Richmond Hill ON (+3) |
| 335 | Jim Burk, Blenheim ON | 229 | Burke Korol, Huntsville ON * |
| 328 | Scott Connop, Orono ON * | | |

Other Locations

Algonquin Provincial Park

- 223 Bill Crins, Peterborough ON

Claremont Conservation Area

- 220 Edgerton Pegg, Claremont ON *

Fanshawe Park, London

- 239 William Lindley, London ON (+2)
170 Gordon Payne, London ON

Hamilton

- 322 Alan Wormington, Leamington ON (+1)
288 Bill Crins, Peterborough ON (+2)
208 Frank Pinilla, Richmond Hill ON (+3)
194 Burke Korol, Huntsville ON *
184 Craig McLauchlan, Whitby ON (+3)

Kingston

- 326 Joel Ellis, Kingston ON (+2)
321 Paul Mackenzie, Kingston ON
307 Martin Edwards, Kingston ON
240 Blake Maybank, White's Lake NS
167 Burke Korol, Huntsville ON *

Moosonee Area

- 231 Alan Wormington, Leamington ON
150 Scott Connop, Orono ON *

North Bay

- 277 Richard Tafel, North Bay ON

Long Point

- 269 Alan Wormington, Leamington ON
255 Don Perks, Mississauga ON
250 Hugh Currie, Toronto ON
246 Gavin Platt, London ON
236 William Lindley, London ON
228 Harold Stiver, Paris ON *
223 Craig McLauchlan, Whitby ON
210 Olivier Barden, Québec City, QC (new)
192 Herb Elliott, Toronto ON
188 Eric Tull, Calgary AB
186 Frank Pinilla, Richmond Hill ON (+4)
172 Burke Korol, Huntsville ON *

Northern Ontario (N of 47°)

- 313 Alan Wormington, Leamington ON
232 Bill Crins, Peterborough ON (+2)
232 Allen Woodliffe, Chatham ON
213 Scott Connop, Orono ON *
203 Hugh Currie, Toronto ON

Presqu'île Provincial Park

- 220 Harry Kerr, Toronto ON
219 Hugh Currie, Toronto ON (+1)
210 Herb Elliott, Toronto ON
203 Hue MacKenzie, Surrey BC
200 Don Perks, Mississauga ON
184 Jo Ann MacKenzie, Surrey BC
177 Theo Hofmann, Thornhill ON
176 Frank Pinilla, Richmond Hill ON (+1)
163 Burke Korol, Huntsville ON *

LOCAL LIFELISTS

ONTARIO (cont'd)

Other Locations

Point Pelee National Park (park only)

- 278 Terry Osborne, Erin, ON (+3)
- 270 Hugh Currie, Toronto ON (+6)
- 265 William Lindley, London ON
- 256 Colleen Lindley, London ON
- 230 Craig McLauchlan, Whitby ON
- 201 Blake Maybank, White's Lake NS
- 196 Peter Mitchell, Weir QC
- 195 Burke Korol, Huntsville ON *
- 183 Daniel St-Hilaire, Hull QC
- 182 Frank Pinilla, Richmond Hill ON (+2)
- 161 Bernard Goulet, Calgary AB *

Point Pelee Christmas Bird Count Circle

- 357 Alan Wormington, Leamington ON (+2)
- 315 Keith Burk, Blenheim ON
- 289 Scott Connop, Orono ON *
- 287 Don Perks, Mississauga ON
- 286 Hugh Currie, Toronto ON (+4)
- 271 John Zoch, Leamington ON (+11)
- 267 Mike Austin, Friendswood TX (+2)
- 267 Harry Kerr, Toronto ON (+1)
- 267 Allen Woodliffe, Chatham ON (+2)
- 265 Jim Burk, Blenheim ON
- 264 Gavin Platt, London ON (+1)
- 262 Herb Elliott, Toronto ON
- 261 Jo Ann MacKenzie, Surrey BC
- 251 David Milsom, Bolton ON *
- 249 Bill Crins, Peterborough ON
- 247 Hue MacKenzie, Surrey BC
- 246 Craig McLauchlan, Whitby ON (new)
- 243 Gordon Payne, London ON (+2)
- 238 Alfred Adamo, Mississauga ON
- 234 Eric Tull, Calgary AB (+3)
- 223 Burke Korol, Huntsville ON *
- 222 Frank Pinilla, Richmond Hill ON (+6)
- 216 Hamish McLean, Toronto ON
- 209 Barry Attridge, London ON
- 201 Blake Maybank, White's Lake NS
- 181 Angus MacLean, Coldbrook NS

Pelee Island

- 259 Robert Tymstra, Sarnia ON (+5)
- 243 Allen Woodliffe, Chatham ON
- 182 Lorelie Mitchell, Glenboro MB

Provincial Parks in Ontario

- 341 Allen Woodliffe, Chatham ON
- 202 Frank Pinilla, Richmond Hill ON (new)

Ratray Marsh, Mississauga

- 258 Don Perks, Mississauga ON
- 251 Alex Gray, Mississauga ON

Rondeau Christmas Bird Count Circle

- 327 Allen Woodliffe, Chatham ON (+1)
- 325 Keith Burk, Blenheim ON
- 306 Jim Burk, Blenheim ON
- 225 Hugh Currie, Toronto ON
- 221 Herb Elliott, Toronto ON (+21)
- 179 Burke Korol, Huntsville ON *
- 174 Frank Pinilla, Richmond Hill ON
- 172 Alfred Adamo, Mississauga ON

Rondeau Provincial Park

- 300 Allen Woodliffe, Chatham ON
- 287 Keith Burk, Blenheim ON
- 269 Jim Burk, Blenheim ON
- 221 Hugh Currie, Toronto ON
- 165 Burke Korol, Huntsville ON *
- 161 Jo Ann MacKenzie, Surrey BC
- 155 Frank Pinilla, Richmond Hill ON

Thickson's Woods

- 214 Edgerton Pegg, Claremont ON *
- 173 Frank Pinilla, Richmond Hill ON (+3)

Tommy Thompson Conservation Area

- 278 Craig McLauchlan, Whitby ON (+1)
- 256 Herb Elliott, Toronto ON
- 232 Hugh Currie, Toronto ON (+2)
- 230 Alfred Adamo, Mississauga ON
- 182 Don Perks, Mississauga ON
- 170 Frank Pinilla, Richmond Hill ON (new)

LOCAL LIFELISTS

ONTARIO (cont'd)

Other Locations

Toronto (50 km radius from the R.O.M.)

- 360 Don Perks, Mississauga ON
- 341 Craig McLauchlan, Whitby ON (+3)
- 337 Harry Kerr, Toronto ON (+2)
- 334 Margaret Bain, Cobourg ON
- 334 Herb Elliott, Toronto ON (+2)
- 331 Hugh Currie, Toronto ON
- 321 Hamish McLean, Toronto ON (+3)
- 310 Alfred Adamo, Mississauga ON
- 303 Alan Wormington, Leamington ON
- 292 Edgerton Pegg, Claremont ON *
- 276 Frank Pinilla, Richmond Hill ON (+2)
- 271 Jo Ann MacKenzie, Surrey BC (+1)
- 185 Burke Korol, Huntsville ON *

Toronto (Greater Toronto Area)

- 347 Craig McLauchlan, Whitby ON (+7)
- 339 Hugh Currie, Toronto ON
- 321 Alfred Adamo, Mississauga ON
- 315 Alex Gray, Mississauga ON
- 301 Theo Hofmann, Thornhill ON
- 291 Frank Pinilla, Richmond Hill ON (+2)
- 197 Burke Korol, Huntsville ON *

Toronto Islands

- 216 Alfred Adamo, Mississauga ON


Walpole Island First Nation

- 216 Allen Woodliffe, Chatham ON (+5)

ONTARIO/QUEBEC

Ottawa/Gatineau (OFNC Checklist Circle)

- 301 Roger Foxall, Surrey BC
- 293 Larry Neily, Ottawa ON
- 293 Hue MacKenzie, Surrey BC
- 285 Gordon Pringle, Ottawa ON
- 282 Jo Ann MacKenzie, Surrey BC
- 281 Daniel St-Hilaire, Hull QC
- 221 Blake Maybank, White's Lake NS



Bulldozer
pushing mountains of garbage.
Swirling gulls.

Photograph and haiku by your compiler. Can you spot the Lesser Black-backed Gull?

LOCAL LIFELISTS

QUEBEC

Bark Lake

175 Peter Mitchell, Weir QC (+4)

Brome Lake Christmas Bird Count Circle

190 Ilay Ferrier, Knowlton QC

Cap Tourmente

237 Olivier Barden, Québec City, QC (new)

Ile Perrot

233 Peter Mitchell, Weir QC (+2)

La Baie

234 Germain Savard, Saint-Fulgence QC *

Montreal

337 Mabel McIntosh, Pointe Claire QC

325 Peter Mitchell, Weir QC

273 Ian Roseby, Wilmot NS

238 Eric Tull, Calgary AB

Nuns' Island, Montreal

184 Ian Roseby, Wilmot NS

166 Bernard Goulet, Calgary AB *

Outaouais (COO Checklist Area)

270 Daniel St-Hilaire, Hull QC

233 Larry Neily, Ottawa ON (+1)

Plaisance

197 Daniel St-Hilaire, Hull QC

Quebec City

286 Olivier Barden, Québec City, QC (new)

204 Daniel St-Hilaire, Hull QC

Saguenay/Lac St-Jean

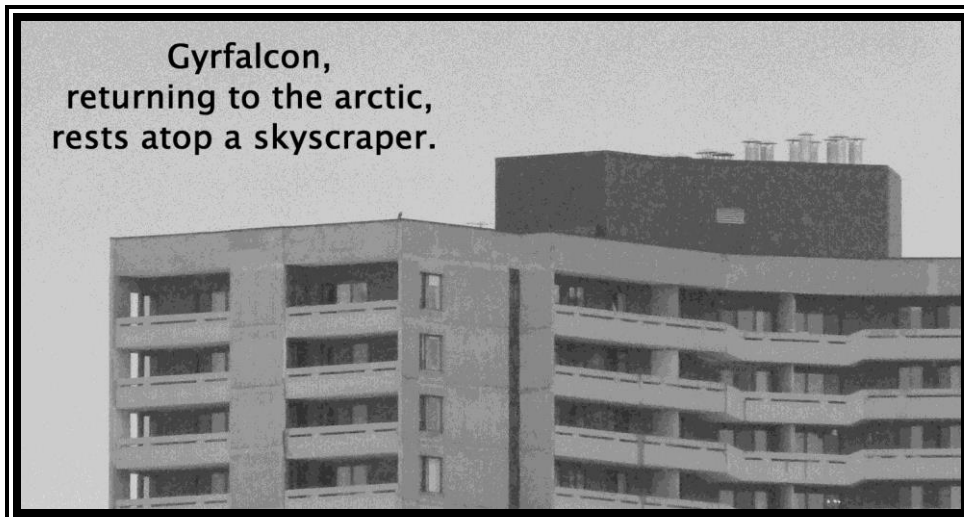
306 Germain Savard, Saint-Fulgence QC *

Saint-Fulgence

243 Germain Savard, Saint-Fulgence QC *

St-Lazare Sand Pits

190 Mark Dennis, St-Lazare QC (+4)



Photograph and haiku by your compiler. Can you tell I cheated and used a Peregrine Falcon here? Haiku published in *Jiyu-Katari (Free Talking)*, the compilation of Iteon Limited's 7th New Haiku Contest – 1996, where it won the “Courage” Award.

LOCAL LIFELISTS

NEW BRUNSWICK

Counties

Albert County

198 Eric Tull, Calgary AB

Kent County

197 Eric Tull, Calgary AB

Westmorland County

178 Eric Tull, Calgary AB (new)

153 Blake Maybank, White's Lake NS

County Combinations

South East (Westmorland, Kent & Albert Co.)

274 Juliette Pellerin, Boudreau West NB

232 Eric Tull, Calgary AB (new)

181 Blake Maybank, White's Lake NS (new)

Other Locations

Acadian Peninsula

311 Hilaire Chiasson, Lamèque NB (+1)

308 Rosita Lanteigne, Caraquet NB (+2)

306 Rose-Aline Chiasson, Lamèque NB (+1)

299 Benoit Lanteigne, Caraquet NB (+2)

287 Jude Larocque, Coteau Road NB *

280 Jollande St-Pierre, Alderwood NB (+1)

273 Michel Chiasson, Caraquet NB (+3)

256 Jocelyne Godin, Bertrand NB (+12)

228 Denise Godin, Bertrand NB (new)

Fundy National Park

182 Angus MacLean, Coldbrook NS

Grand Manan Island

207 Juliette Pellerin, Boudreau West NB (+4)

195 Angus MacLean, Coldbrook NS

153 Hilaire Chiasson, Lamèque NB

Kouchibouguac National Park

194 Eric Tull, Calgary AB

Lamèque Island

Rose-Aline Chiasson, Lamèque NB

248 (+5)

246 Hilaire Chiasson, Lamèque NB (+3)

202 Jude Larocque, Coteau Road NB *

160 Jollande St-Pierre, Alderwood NB (+8)

154 Michel Chiasson, Caraquet NB

Miscou Island

239 Hilaire Chiasson, Lamèque NB (+1)

Rose-Aline Chiasson, Lamèque NB

237 (+1)

216 Rosita Lanteigne, Caraquet NB (+4)

205 Jude Larocque, Coteau Road NB *

202 Michel Chiasson, Caraquet NB (+1)

198 Jollande St-Pierre, Alderwood NB (+4)

196 Jocelyne Godin, Bertrand NB (+4)

LOCAL LIFELISTS

NOVA SCOTIA

Counties

Annapolis County

- 179 Angus MacLean, Coldbrook NS (+1)
- 171 Larry Neily, Ottawa ON (+3)
- 170 Blake Maybank, White's Lake NS (+7)
- 169 Ian Roseby, Wilmot NS (new)
- 156 Wayne Neily, Tremont NS (new)

Antigonish County

- 158 Blake Maybank, White's Lake NS (+1)

Cape Breton County (Regional Municipality)

- 161 Wayne Neily, Tremont NS (+4)
- 156 Blake Maybank, White's Lake NS (+3)

Colchester County

- 170 Blake Maybank, White's Lake NS
- 168 Don MacNeill, Halifax NS

Cumberland County

- 203 Joan Czapalay, Halifax NS
- 199 Blake Maybank, White's Lake NS
- 181 Don MacNeill, Halifax NS

Digby County

- 233 Blake Maybank, White's Lake NS (+1)
- 228 Angus MacLean, Coldbrook NS
- 223 Murray Newell, Clark's Harbour NS
- 209 Larry Neily, Ottawa ON
- 201 Don MacNeill, Halifax NS
- 197 Wayne Neily, Tremont NS (+7)

Guysborough County

- 160 Blake Maybank, White's Lake NS (+3)

Halifax County (Regional Municipality)

- 329 Blake Maybank, White's Lake NS (+1)
- 311 Don MacNeill, Halifax NS
- 214 Angus MacLean, Coldbrook NS
- 175 Wayne Neily, Tremont NS
- 151 Suzanne Borkowski, Halifax NS (new)

Hants County

- 154 Blake Maybank, White's Lake NS (+1)

Inverness County

- 172 Wayne Neily, Tremont NS

Kings County

- 266 Angus MacLean, Coldbrook NS (+3)
- 261 Gordon Tufts, Wolfville NS
- 257 Richard Stern, Kentville NS (+3)
- 183 Blake Maybank, White's Lake NS (+1)
- 181 Wayne Neily, Tremont NS (+18)
- 176 Larry Neily, Ottawa ON (+6)
- 175 Don MacNeill, Halifax NS (+1)

Lunenburg County

- 201 Blake Maybank, White's Lake NS (+3)
- 186 Don MacNeill, Halifax NS (+4)
- 166 Ian Roseby, Wilmot NS (new)

Pictou County

- 169 Blake Maybank, White's Lake NS

Queens County

Richmond County

Shelburne County

- 345 John Nickerson, Clark's Harbour NS (+2)
- 324 Murray Newell, Clark's Harbour NS
- 305 Joan Czapalay, Halifax NS
- 271 Blake Maybank, White's Lake NS
- 204 Don MacNeill, Halifax NS
- 195 Angus MacLean, Coldbrook NS

Victoria County

- 194 Angus MacLean, Coldbrook NS
- 192 Wayne Neily, Tremont NS

Yarmouth County

- 272 Blake Maybank, White's Lake NS
- 267 Murray Newell, Clark's Harbour NS (+8)
- 224 Angus MacLean, Coldbrook NS (+1)
- 193 Don MacNeill, Halifax NS (+5)
- 173 Larry Neily, Ottawa ON (+1)

LOCAL LIFELISTS

NOVA SCOTIA (cont'd)

County Combinations

Annapolis Valley

(Kings & Annapolis)

- 274 Angus MacLean, Coldbrook NS (+3)
- 215 Blake Maybank, White's Lake NS (+6)
- 197 Larry Neily, Ottawa ON (+1)
- 193 Don MacNeill, Halifax NS (new)

Cape Breton Island

(Cape Breton, Inverness, Richmond & Victoria)

- 221 Wayne Neily, Tremont NS (+2)
- 205 Angus MacLean, Coldbrook NS (+2)
- 193 Blake Maybank, White's Lake NS (+3)

Central Nova Scotia

(Halifax, Hants, Kings, Lunenburg, Queens & Annapolis)

- 353 Blake Maybank, White's Lake NS (+11)
- 336 Don MacNeill, Halifax NS (new)
- 224 Larry Neily, Ottawa ON

Other Locations

Bon Portage Island

- 218 Joan Czapalay, Halifax NS

Brier Island

- 252 Richard Stern, Kentville NS
- 223 Angus MacLean, Coldbrook NS
- 221 Blake Maybank, White's Lake NS (+1)
- 196 Larry Neily, Ottawa ON
- 195 Murray Newell, Clark's Harbour NS
- 187 Don MacNeill, Halifax NS
- 186 Wayne Neily, Tremont NS (+10)

Cape Breton Highlands National Park

- 175 Wayne Neily, Tremont NS

Mainland Nova Scotia

(exc. Cape Breton Island)

- 391 Blake Maybank, White's Lake NS (+1)
- 360 Don MacNeill, Halifax NS (new)
- 277 Larry Neily, Ottawa ON

Northern Nova Scotia

(Cumberland, Colchester, Pictou, Guysborough & Antigonish)

- 246 Blake Maybank, White's Lake NS (+3)
- 213 Don MacNeill, Halifax NS (new)

Southern Nova Scotia

(Shelburne, Digby & Yarmouth)

- 326 Blake Maybank, White's Lake NS (+1)
- 262 Don MacNeill, Halifax NS (new)
- 236 Larry Neily, Ottawa ON

All Nova Scotian Counties Added Together

- 3340 Blake Maybank, White's Lake NS (+30)
- 2556 Don MacNeill, Halifax NS (+28)
- 2341 Wayne Neily, Tremont NS (+202)
- 1695 Larry Neily, Ottawa ON (+69)

Cape Sable Island

- 334 John Nickerson, Clark's Harbour NS (+3)
- 316 Murray Newell, Clark's Harbour NS
- 245 Joan Czapalay, Halifax NS
- 236 Blake Maybank, White's Lake NS

Chebucto Peninsula

- 245 Blake Maybank, White's Lake NS (+8)

Digby Neck & Islands

- 229 Blake Maybank, White's Lake NS (+1)
- 209 Larry Neily, Ottawa ON

LOCAL LIFELISTS

NOVA SCOTIA (cont'd)

Other Locations (cont'd)

Eastern Shore

256 Blake Maybank, White's Lake NS

Far Eastern Shore

161 Blake Maybank, White's Lake NS

Hartlen Point

205 Blake Maybank, White's Lake NS

170 Don MacNeill, Halifax NS

Peggy's Cove Loop

198 Blake Maybank, White's Lake NS (+9)

Port Latour Peninsula

158 Blake Maybank, White's Lake NS

Prospect Area

176 Blake Maybank, White's Lake NS (+9)

Seal Island

244 Blake Maybank, White's Lake NS

200 Angus MacLean, Coldbrook NS

164 Larry Neily, Ottawa ON

155 Don MacNeill, Halifax NS (new)

PRINCE EDWARD ISLAND

Prince Edward Island National Park

195 Angus MacLean, Coldbrook NS

NEWFOUNDLAND AND LABRADOR

Codroy Valley

189 Blake Maybank, White's Lake NS

Gros Morne National Park

196 Blake Maybank, White's Lake NS

Northern Peninsula

207 Blake Maybank, White's Lake NS

St. John's

179 Blake Maybank, White's Lake NS

Western Newfoundland

248 Blake Maybank, White's Lake NS



Western Reef-Heron, Glace Bay, NS – June 30, 2007 – photo by compiler.

LOCAL LIFELISTS

SPECIAL LOCATIONS

MOUNTAIN (all Canada)

Above 1500 metres

128 Bill Wilson, Calgary AB (+5)
124 Jerry Pilny, Calgary AB (+1)
106 Wayne Weber, Delta BC (+1)
87 Joan McDonald, Calgary AB
87 Malcolm McDonald, Calgary AB
79 Burke Korol, Huntsville ON *

Above 2000 metres

79 Bill Wilson, Calgary AB (+5)
73 Jerry Pilny, Calgary AB (+1)

SEWAGE LAGOONS (all Canada)

178 Robert Parsons, Winnipeg MB

OTHER CANADA RELATED

ABSAT (All Border States Added Together) - the 13 states sharing a border with Canada

AK, WA, ID, MT, ND, MN, MI, OH, PA, NY, VT, NH & ME (threshold c. 1000)

1559 Larry Neily, Ottawa ON (+154) 1304 Eric Tull, Calgary AB (new)
1378 Wayne Neily, Tremont NS (+21) 992 Martin Bowman, Williamstown ON (+6)

AMAT (All Months Added Together) (i.e. Jan. Lifelist + Feb. Lifelist + ... + Dec. Lifelist for Canada)

2666 Bill Wilson, Calgary AB (new) Here's one for the month listers out there!

Holarctic

1152 Peter Landry, Montreal QC (+4)
849 Joan McDonald, Calgary AB (new)
848 Malcolm McDonald, Calgary AB (new)

Commonwealth of Nations

1667 Theo Hofmann, Thornhill ON
1415 Eric Tull, Calgary AB (new)

Countries Birded

91 Barry Attridge, London, ON
72 David Stirling, Victoria BC (+2)
56 Theo Hofmann, Thornhill ON (new)

Hybrids in Canada

18 Danny Tyson, Surrey BC

Seen on Taverner Cup Days

205 Frank Pinilla, Richmond Hill ON

OTHER

Africa

875 Barry Attridge, London ON (+3)

Europe

343 Theo Hofmann, Thornhill ON (new)
265 Malcolm McDonald, Calgary AB (new)
264 Joan McDonald, Calgary AB (new)
225 Richard Tafel, North Bay ON

Antarctica

37 Theo Hofmann, Thornhill ON (new)
32 Richard Tafel, North Bay ON
26 Ilay Ferrier, Knowlton QC

South America

626 Theo Hofmann, Thornhill ON (new)
458 Richard Tafel, North Bay ON

Australia

311 Theo Hofmann, Thornhill ON (new)
176 Richard Tafel, North Bay ON

Taiwan

298 Jo Ann MacKenzie (260 Year List)

Western Palearctic

430 Peter Landry, Montreal QC

Seen on TV !

298 Hugh Currie, Toronto ON

LOCAL YEAR LISTS

Calgary seems to have been the hotbed of local year listing this past year with no fewer than 4 qualifying lists. No surprise then that Calgary produced the best Local Year List for 2006; Bill Wilson's 233, only 9 short of his previous leading year list there of 242, and good for 2nd spot on the list. The second-best Local Year List for 2006 was Richard Tafel's 225 in North Bay, matching his previous high there. All Local Year Lists from the year 2006 are in boldface.

BRITISH COLUMBIA

Clover Point/Beaconhill Park, Victoria

135 David Stirling, Victoria BC

Creston Valley

174 Burke Korol, Huntsville ON *

Okanagan Valley

225 Burke Korol, Huntsville ON *

177 1995 Blake Maybank, White's Lake NS

167 Laurie Rockwell, Summerland BC

Vancouver

244 John Luce, Surrey BC

239 Danny Tyson, Surrey BC

236 Wayne Weber, Delta BC

233 Jo Ann MacKenzie, Surrey BC

229 Hue MacKenzie, Surrey BC

195 Rick Tyson, Surrey BC

139 1995 Blake Maybank, White's Lake NS

124 Burke Korol, Huntsville ON *

Vancouver Island

222 Bryan Gates, Victoria BC

152 2000 Bill Wilson, Calgary AB

Victoria

215 Bryan Gates, Victoria BC

138 2000 Bill Wilson, Calgary AB

West Kootenays

203 Burke Korol, Huntsville ON *

White Rock

182 Jo Ann MacKenzie, Surrey BC

ALBERTA

Calgary

242 2004 Bill Wilson, Calgary AB

233 2006 Bill Wilson, Calgary AB

229 2005 Joan McDonald, Calgary AB

229 2005 Malcolm McDonald, Calgary AB

206 2006 Joan McDonald, Calgary AB

205 2006 Malcolm McDonald, Calgary AB

203 2005 Alan Fishkin, Calgary AB

196 2006 Alan Fishkin, Calgary AB

184 1993 Eric Tull, Calgary AB

183 1986 Blake Maybank, White's Lake NS

Calgary City Limits

177 2004 Bill Wilson, Calgary AB

137 2006 Bill Wilson, Calgary AB

128 2004 Alan Fishkin, Calgary AB

Edmonton

187 1977 Eric Tull, Calgary AB

Kananaskis Country

182 2004 Bill Wilson, Calgary AB

LOCAL YEAR LISTS

SASKATCHEWAN

Candle Lake

155 Burke Korol, Huntsville ON *

Cypress Hills

128 Burke Korol, Huntsville ON *

Prince Albert National Park

123 Burke Korol, Huntsville ON *

Saskatoon

184 Burke Korol, Huntsville ON *

151 2005 Bill Wilson, Calgary AB

150 2006 Bill Wilson, Calgary AB

146 2006 Ryan Dudragne, Swift Current, SK

MANITOBA

Delta Marsh

153 1991 Robert Parsons, Winnipeg MB

Oak Hammock Marsh

168 1986 Robert Parsons, Winnipeg MB

Southeastern Manitoba

271 1987 Robert Parsons, Winnipeg MB

167 1988 Blake Maybank, White's Lake NS

Southwestern Manitoba

204 2003 Robert Parsons, Winnipeg MB

174 Burke Korol, Huntsville ON *

149 2002 Bill Wilson, Calgary AB

141 2006 Bill Wilson, Calgary AB

133 2000 Blake Maybank, White's Lake NS

Winnipeg

203 1984 Robert Parsons, Winnipeg MB

MANITOBA / NUNAVUT: Churchill

137 Rudolf Koes, Winnipeg MB *

127 1999 Robert Parsons, Winnipeg MB

121 Blake Maybank, White's Lake NS

118 Gordon Grief, Winnipeg MB

95 Harv Lane, Kleefeld MB *

90 Alex Gray, Mississauga ON

ONTARIO

Counties, Districts, Municipalities

Chatham-Kent (Municipality)

146 Burke Korol, Huntsville ON *

Durham (Regional Municipality)

222 Craig McLauchlan, Whitby ON

187 2000 Frank Pinilla, Richmond Hill ON

Essex (County)

189 Burke Korol, Huntsville ON *

147 1983 Blake Maybank, White's Lake NS

Haldimand - Norfolk (Municipality)

140 Burke Korol, Huntsville ON *

Middlesex County (London)

225 William Lindley, London ON

Muskoka (District Municipality)

157 Burke Korol, Huntsville ON *

Parry Sound (District Municipality)

129 Burke Korol, Huntsville ON *

Wellington County

123 Burke Korol, Huntsville ON *

York (Regional Municipality)

257 Craig McLauchlan, Whitby ON

LOCAL YEAR LISTS

ONTARIO (cont'd)

County Combinations

Chatham-Kent/Essex/Lambton

189 Burke Korol, Huntsville ON *

Other Locations

Fanshawe Park, London

157 William Lindley, London ON

Kingston

261 Joel Ellis, Kingston ON
 254 Paul Mackenzie, Kingston ON
 123 Blake Maybank, White's Lake NS

Long Point

210 2006 Olivier Barden, Québec City, QC
 183 William Lindley, London ON
 134 Burke Korol, Huntsville ON *

North Bay

225 2002 Richard Tafel, North Bay ON
225 2006 Richard Tafel, North Bay ON

Northern Ontario

129 Burke Korol, Huntsville ON *

Point Pelee National Park

201 Colleen Lindley, London ON
 201 William Lindley, London ON
 154 Burke Korol, Huntsville ON *
 141 Don Perks, Mississauga ON
 131 Craig McLauchlan, Whitby ON
 131 Daniel St-Hilaire, Hull QC

Point Pelee Christmas Bird Count Circle

292 2005 Alan Wormington, Leamington ON
 187 Burke Korol, Huntsville ON *
 158 1983 John Zoch, Leamington ON
 154 Alfred Adamo, Mississauga ON
 144 1983 Blake Maybank, White's Lake NS

Ratray Marsh, Mississauga

193 Alex Gray, Mississauga ON

Rondeau Christmas Bird Count Circle

126 Burke Korol, Huntsville ON *

Rondeau Provincial Park

198 Hugh Currie, Toronto ON

Tommy Thompson Conservation Area

221 Craig McLauchlan, Whitby ON

Toronto (Greater Toronto Area)

188 2004 Frank Pinilla, Richmond Hill ON
 165 Burke Korol, Huntsville ON *

Toronto (50 km radius from the R.O.M.)

276 Craig McLauchlan, Whitby ON
 251 Don Perks, Mississauga ON
 219 Hamish McLean, Toronto ON
 212 2000 Frank Pinilla, Richmond Hill ON
 196 2005 Hamish McLean, Toronto ON

ONTARIO/QUEBEC

Ottawa/Gatineau (OFNC Checklist Circle)

239 1990 Larry Neily, Ottawa ON
 220 Daniel St-Hilaire, Hull QC

217 1983 Blake Maybank, White's Lake NS

LOCAL YEAR LISTS

QUEBEC

Outaouais (COO Checklist Area)

209 Daniel St-Hilaire, Hull QC

Plaisance

163 Daniel St-Hilaire, Hull QC

Saguenay/Lac St-Jean

236 Germain Savard, Saint-Fulgence QC *

NEW BRUNSWICK

Acadian Peninsula

231 2005 Jocelyne Godin, Bertrand NB
213 Rosita Lanteigne, Caraquet NB
206 Jollande St-Pierre, Alderwood NB
202 Michel Chiasson, Caraquet NB
202 2002 Rose-Aline Chiasson, Lamèque NB
199 Hilaire Chiasson, Lamèque NB
194 Denise Godin, Bertrand, NB
176 Jude Larocque, Coteau Road NB *

Grand Manan

134 2006 Juliette Pellerin, Boudreau West NB

Kouchibouguac National Park

177 1973 Eric Tull, Calgary AB

NOVA SCOTIA

Counties

Annapolis County

152 2006 Ian Roseby, Wilmot NS

Colchester County

123 1987 Don MacNeill, Halifax NS

Cumberland County

150 Joan Czapalay, Halifax NS
143 1988 Blake Maybank, White's Lake NS

Digby County

127 1997 Blake Maybank, White's Lake NS

Halifax County (Regional Municipality)

218 1993 Blake Maybank, White's Lake NS
192 1987 Don MacNeill, Halifax NS

Shelburne County

251 Joan Czapalay, Halifax NS
194 John Nickerson, Clark's Harbour NS
154 1998 Blake Maybank, White's Lake NS

Yarmouth County

172 1998 Blake Maybank, White's Lake NS

LOCAL YEAR LISTS

NOVA SCOTIA (cont'd)

County Combinations

Central Nova Scotia

**(Halifax, Hants, Kings, Lunenburg,
Queens & Annapolis)**

238 1991 Blake Maybank, White's Lake NS

212 1987 Don MacNeill, Halifax NS

182 2006 Blake Maybank, White's Lake NS

Mainland Nova Scotia

(exc. Cape Breton Island)

269 1993 Blake Maybank, White's Lake NS

249 1988 Don MacNeill, Halifax NS

150 2006 Don MacNeill, Halifax NS

Northern Nova Scotia

**(Cumberland, Colchester, Pictou,
Guysborough & Antigonish)**

156 2001 Blake Maybank, White's Lake NS

151 1987 Don MacNeill, Halifax NS

Southern Nova Scotia

(Shelburne, Digby & Yarmouth)

206 1994 Blake Maybank, White's Lake NS

154 1986 Don MacNeill, Halifax NS

All Nova Scotian Counties Added Together (Combination of Best Years)

1994 Blake Maybank, White's Lake NS (new)

1537 Don MacNeill, Halifax NS

Other Locations

Bon Portage Island

180 Joan Czapalay, Halifax NS

Brier Island

131 Suzanne Benoit, Ft. Saskatchewan AB

128 1997 Blake Maybank, White's Lake NS

Cape Sable Island

225 Murray Newell, Clark's Harbour NS

145 1998 Blake Maybank, White's Lake NS

Chebucto Peninsula

120 2005 Blake Maybank, White's Lake NS

Digby Neck & Islands

129 1997 Blake Maybank, White's Lake NS

Eastern Shore

155 1991 Blake Maybank, White's Lake NS

Seal Island

153 1995 Blake Maybank, White's Lake NS

NEWFOUNDLAND AND LABRADOR

Gros Morne National Park

140 Blake Maybank, White's Lake NS

LOCAL DAY LISTS

Local Day Lists, now that they are on the reporting form and in this issue, should be a category of lists that stimulates a lot of interest. A few folks reported some of their better local days, including a couple of beauties from the Okanagan Valley in BC. Blake Maybank's 176 and Richard Cannings' 174 are the two top reported thusfar. According to the dates they submitted Dick's was done the day before Blake's. Things like that always make me curious. Were they really the same day and birding together? Or did Blake use Dick's effort to do a bit better? Or did were the day done completely independently? Maybe they'll tell us the story sometime. Or maybe they already have, in the ABA Big Day descriptions.

The 2006 Local Day Lists came about because the birders from the Acadian Peninsula were having a shot at the New Brunswick Day List qualifying mark. They were reported incidentally to let the compiler know someone was trying to get NB on the Day List map. He inquired if they were all in the Acadian Peninsula, and yes they were. On May 31 at least 3 of that enthusiastic group of birders gave it a run and did very well. Rosita Lanteigne has 116, Michel Chiasson 114, and Jollande St-Pierre 112. They plan to do better next year.

The 2006 Local Day Lists are in boldface. Thresholds for these lists will have to be based on the difficulty in a given area, but those set for the provinces and territories should do as a start.

BRITISH COLUMBIA

Okanagan Valley

176	21-May-95	Blake Maybank, White's Lake NS
174	20-May-95	Richard Cannings, Naramata BC

ALBERTA

Calgary

165	24-May-96	Blake Maybank, White's Lake NS
-----	-----------	--------------------------------

QUEBEC

Cap Tourmente

135	27-May-02	Olivier Barden, Québec City, QC
-----	-----------	---------------------------------

NEW BRUNSWICK

Acadian Peninsula

116	31-May-06	Rosita Lanteigne, Caraquet NB
114	31-May-06	Michel Chiasson, Caraquet NB
112	31-May-06	Jollande St-Pierre, Alderwood NB

LOCAL WINTER LISTS

***** LOCAL WINTER LIFELISTS *****

Like the “Field of Dreams”, build it and they will come. The new form has a place for such lists, so of course, some were submitted. 2006 Local Winter Lifelists are followed by Local Single Winter Lists. Thresholds for these lists will have to be based on the difficulty in a given area, but those set for the provinces and territories should do as a start.

BRITISH COLUMBIA

Vancouver

105 Blake Maybank, White's Lake NS (new)

ONTARIO/QUEBEC

Ottawa/Gatineau (OFNC Checklist Circle)

117 Larry Neily, Ottawa ON (+1)

NOVA SCOTIA

County Combinations

Central Nova Scotia

(Halifax, Hants, Kings, Lunenburg,
Queens & Annapolis)

216 Blake Maybank, White's Lake NS (new)

Mainland Nova Scotia

(exc. Cape Breton Island)

245 Blake Maybank, White's Lake NS (new)

Southern Nova Scotia

(Shelburne, Digby & Yarmouth)

156 Blake Maybank, White's Lake NS (new)

Other Locations

Cape Sable Island

117 Blake Maybank, White's Lake NS (new)

Chebucto Peninsula

146 Blake Maybank, White's Lake NS (new)

Eastern Shore

115 Blake Maybank, White's Lake NS (new)

***** LOCAL SINGLE WINTER LISTS *****

BRITISH COLUMBIA

Vancouver

105 90/91 Blake Maybank, White's Lake NS

NOVA SCOTIA

County Combinations

Mainland Nova Scotia (exc. Cape Breton Island)

172 01/02 Blake Maybank, White's Lake NS

***** YEARLY SUMMARY *****

There were 117 (up 5 from 2005, hereafter shown simply as +5) listers reporting qualifying provincial or territorial lifelists. The same five birders again made the lists for 10 or more provinces or territories. Alex Gray is on all 13 lists or 12 if you take off Nunavut in which he missed the threshold by one bird and is included by rounding to 50%. Wayne Neily was on 12 (missing NU), or 11 plus NF still rounding to 50%. Eric Tull (missing NU and losing NS to threshold creep) and Roger Foxall (missing NT & NU) were on 11 lists and Blake Maybank (missing all 3 territories) made the threshold in 10. It should surprise no one that these 5 hold the top five spots on the ATPAT list.

A total of 121 (+7) birders made at least one of the 31 categories in the lifelist tables, with 733 (+45) total listings. Five (+2) listers were on 20 or more of the 31 categories. Guess which five! Eric Tull was on 27 (+2) lists, Alex Gray on 25, Blake Maybank 23 (+2), Wayne Neily 21 and Roger Foxall at 20. In the 2006 Year List section's 26 (+2) categories, 87 (+6) birders were on at least one list, and the total number of listings was 355 (+36).

Nine (+4) birders qualified in 10 or more Year List categories. Blake Maybank took the lead with 23 (+5), from Eric Tull with 22 (+2); followed by Bill Wilson with 14. In the Day List section there were 14 (+1, NB) categories, with 38 (+3) listers and 60 (+2) listings. Unchanged from 2005, 3 enthusiasts had listings in 5 or more categories. Blake Maybank had 8, Eric Tull 6, and Alex Gray 5.

In the Winter Lifelist section there were 19 (+5) categories, with 61 (+3) birders and 122 (+12) listings. Leading all comers were Blake Maybank and Eric Tull with 7 (+1 each) listings each, followed closely by Bill Wilson with 6. There were 14 (+3) Single Winter categories, with 52 (+3) listers and 107 (+10) listings. Bill Wilson led here with 7 qualifiers; Blake Maybank was runner-up at 5.

We had 192 (+4) areas (including special and other categories) where Local Lifelists were kept, 73 (+13) for Local Year Lists, 4 (+4) for Local Day Lists, 8 (+8) for Local Winter Lifelists, and 2 (+2) for Local Single Winter Lists. There were 98 (+3) listers, with 578 (+43) individual listings in the Local Lifelists section, 54 (+6) listers and 149 (+33) lists in the Local Year List category, 6 listers and 7 lists for Local Day Lists, 2 and 8 for Local Winter Lifelists, and 1 and 2 for Local Single Winter Lists. Combining all Local Listing categories, Blake Maybank had his name on 90 of the 744 reportable lists. Burke Korol was a distant second at 49 and Bill Wilson third at 26.

Overall we now have 121 (+7) listers keeping lists for 383 (+43) categories. There were 2122 (+197) individual entries on our lists, for an average of 17.5 (+0.6) lists per birder. Twenty (+3) listers reported fewer than five lists, but 12 (+1) had more than twice the average number of lists that passed their respective thresholds: Angus MacLean 36, Frank Pinilla 36 (+4), David Stirling 36, Don MacNeill 43 (+11), Larry Neily 43 (+3), Robert Parsons 43 (+1), Wayne Neily 53 (+6), Alex Gray 57 (+1), Bill Wilson 62 (+19), Eric Tull 76 (+13), Burke Korol 85 and Blake Maybank 157 (+35!).

For the ninety-five percent of you that have internet access, please visit the Canadian Listers' Corner website at <http://ca.geocities.com/neilyworld@rogers.com/listerscorner/listers-corner.htm>, where you will find the forms, thresholds, area definitions, some Canadian listing history; and be able to keep posted on the latest developments. For those without internet access, reporting forms will be mailed out as before. Please try harder to get next year's reporting forms filled out online or returned by post by January 31st.

IMPORTANT: If any of your contact information changes, please let *Canadian Listers' Corner* know along with your other friends. *Canadian Listers' Corner* can be reached by email at larry.neily@rogers.com, or by snail mail (Canada Post) at 124 Clarendon Avenue, Ottawa, ON K1Y0R3.