


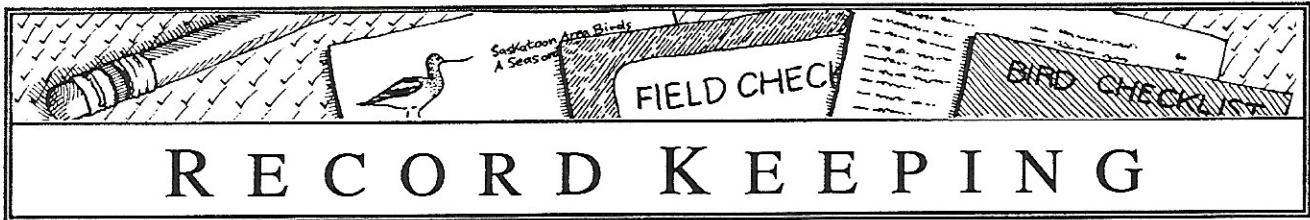
# CANADIAN BIRDING



Volume 2 Number 1 Spring 1991



◆ Dutch Birders of Canada ◆  
◆ Turtle Lake, Saskatchewan ◆



## LISTERS' CORNER by C. Eric Tull

In my role as listing editor, I receive many notes and letters that accompany your lists, and although I have little opportunity to reply directly, I very much appreciate them. The last issue on local lists generated a number of interesting notes.

Robert Parsons of Winnipeg writes that there are 34 species that he has seen during every month of the year in Manitoba. To generate this list he keeps life lists for each month (highest 257, lowest 65). He has an AMAT (All Months Added Together) list of 1922. Gerry Bennett reports 88 species that he has seen during every month in balmy southern Ontario, but he has not included an AMAT list. Gerry, did you have any idea what you were starting with your ATPAT?

Mike McGrenere of Victoria reports that he has seen 93 species at an altitude of more than 1500 metres (I'm assuming this is within Canada). If any of you keep these or any other interesting lists, please let me know, and I will report them in a future column.

Also owing from last column is an apology to Stan Shadick -- if I was impressed with the 35 species I reported he had seen at Cambridge Bay NWT, I am more impressed by the 37 species he has actually seen there.

This issue we report on the larger areas. Fifty-two lists made the 1000 cutoff for world lists, 76 made the 500 cutoff for North America (ABA area), 133 made the 350 cutoff for Canada, and 49 made the 1000 cutoff for the ATPAT list. I have based the percentages on the same totals that I used last year. If anyone has more up-to-date totals for these areas please let me know.

A new category, North and Middle America (AOU area) was begun with the last reporting form. Only five lists made the 750 cutoff, a low number that may be due to listers having only a month or so to respond and send this list. (There is no end to the various

larger political listing areas that can be carved from North America. I always wanted to do a "Northern North America" list that would consist of Canada, Alaska, St. Pierre, and Greenland, since I have lists for all these areas. What has stopped me is that I would still not catch Norm Chesterfield on the basis of his Canada list alone.)

Norm still has a comfortable lead of 1306 for his world list, which is a remarkable 70% of all the world's birds. I understand that Norm is not doing as much world birding these days, while Martin Edwards is very active (a 1990 year list of 1430), but Martin is going to have a long chase to catch Norm.

Two others are over 3000 and 16 are over 2000 for their world lists -- all very impressive. From what I can see the three most active world birders in the last year or so were Scott Connop, whose world life list increased by 994 since June 1989, Brian Kautesk, up 713 since May 1990, and Mabel McIntosh, up by 544 from June 1989.

Twenty-six lists have passed the magic 600 figure for North America north of the Mexican border. No Canadian has reported a list over the 700 mark for this issue, but Bill Zufelt is clearly scratching at the door. As a percentage, the 86% reported by Mike Austin for the ABA area, and by Norm Chesterfield for Canada, is exceeded by only 12 provincial list percentages as reported in Issue 3 of last year. The largest increase I noted is by Tony Mason, who increased his North American list by 57 species to 660 during the last year.

The Canadian list is the most popular of the larger political areas despite the 350 cutoff being almost 60% of the total list. Norm Chesterfield still has a comfortable lead of 24, which seems almost insurmountable. But more people are pushing into the 450+ range (13 versus 10 in Issue 2 of last year), and I have the feeling of listers rushing past me.


I find it remarkable that Jo Ann and Hugh MacKenzie have not only such high lists, but identical numbers -- clearly a tribute to team birding. Can they tell us if they have identical lists or whether each has some species the other is missing? [Each has three the other doesn't - ED].

The last category, ATPAT, is my favourite, but then my bias is showing. Wayne Neily and I have been rivals in this category for close to 20 years, and have had the field to ourselves for a long time. However, we are feeling footsteps.

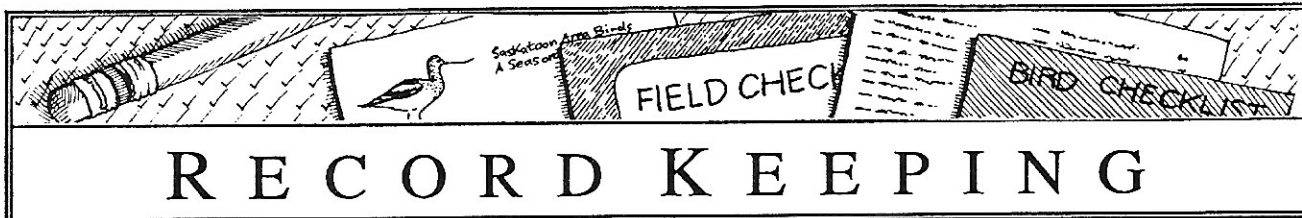
Blake Maybank, Peter Hamel, and Roger

Foxall have been making concerted efforts to narrow the gap, and Blake is still below the reporting threshold for 4 of the 12 provinces and territories - he has room to move. Peter and Roger would appear to have a very tight rivalry; they are both in the top six for both ATPAT and Canada, and are virtually neck and neck for both lists! Yet their provincial list bases are very different. The first one to visit a province where his list is weak will probably be the one to pull ahead on his ATPAT list.

Keep sending me your lists. My address: 5-97 Grier Place NE, Calgary AB, T2K 5Y5.



Horned Puffins, by J.L. Kerr




## WORLD - 9198

## ATPAT - 4367

6457	70%	Norm Chesterfield, Wheatley ON			
5151	56%	Martin Edwards, Kingston ON			
3133	34%	Luke Fazio, Mississauga ON			
3125	34%	Paul Mackenzie, Kingston ON			
2893	31%	Brian Kautesk, Vancouver BC			
2866	31%	David Stirling, Victoria BC			
2862	31%	Hue MacKenzie, Surrey BC			
2809	31%	Jo Ann MacKenzie, Surrey BC			
2783	30%	John Keenleyside Mississauga ON			
2642	29%	George Scott, Oshawa ON			
2544	28%	Peter Hamel, Toronto ON			
2481	27%	Barry Attridge, London ON			
2406	26%	June Smith, Whitby ON			
2396	26%	Scott Connop, Camlachie ON			
2389	26%	Hugh Currie, Toronto ON			
2347	26%	Robert Tymstra, Sarnia ON			
2327	25%	Roger Foxall, Halifax NS			
2239	24%	Lorelie Mitchell, Oakville ON			
2207	24%	Ron Scovell, Etobicoke ON			
2055	22%	Mabel McIntosh, Pointe Claire PQ			
1975	21%	Arthur Rusnell, Kleinburg ON			
1970	21%	Margaret Rusnell, Kleinburg ON			
1727	19%	Judy Tufts, Wolfville NS			
1721	19%	Jim Slimmon, Saskatoon SK			
1684	18%	Margaret Bain, Whitby ON			
1649	18%	Helen Inch, London ON			
1643	18%	Spencer Inch, London ON			
1622	18%	John Olmsted, Hamilton ON			
1602	17%	Gord Tufts, Wolfville NS			
1586	17%	Peter Gilchrist, Toronto ON			
1581	17%	Theo Hofmann, Thornhill ON			
1542	17%	Audrey Viken, W. Vancouver BC			
1453	16%	Richard Cannings, Vancouver BC			
1446	16%	Tony Mason, Toronto ON			
1438	16%	Tom Murray, Owen Sound ON			
1413	15%	Steve Charlton, Pierrefonds PQ			
1402	15%	Fred Bodsworth, Toronto ON			
1389	15%	Herb Elliott, Toronto ON			
1349	15%	Gerry Bennett, Woodbridge ON			
1348	15%	Roger Taylor, Ottawa ON			
1334	15%	Reuben Ware, Victoria BC			
1300	14%	Alex Gray, Mississauga ON			
1300	14%	Stefan Zaremba, Burnaby BC			
1253	14%	Dale Jensen, Vancouver BC			
1245	14%	Lois Evans, Hamilton ON			
1240	13%	Chris Escott, Willowdale ON			
1125	12%	Rudolf Koes, Winnipeg MB			
1119	12%	Bill Zufelt, Orillia ON			
1112	12%	Andrew Slater, Calgary AB			
1109	12%	Don Perks, Mississauga ON			
1059	11%	Blake Maybank, White's Lake NS			
1055	11%	Tony Greenfield, Sechelt BC			
					(All Territories and Provinces Added Together)
2771	63%	Eric Tull, Calgary AB			
2588	59%	Wayne Neily, Winnipeg MB			
2396	55%	Blake Maybank, White's Lake NS			
2278	52%	Peter Hamel, Toronto ON			
2272	52%	Roger Foxall, Halifax NS			
2135	49%	Alex Gray, Mississauga ON			
2062	47%	Bruce Mactavish, St. John's NF			
2005	46%	Roger Burrows, St. John's NF			
2002	46%	Hue MacKenzie, Surrey BC			
1994	46%	Jo Ann MacKenzie, Surrey BC			
1904	44%	Larry Neily, Ottawa ON			
1873	43%	Roger Taylor, Ottawa ON			
1775	41%	Angus MacLean, Alma NB			
1771	41%	David Stirling, Victoria BC			
1770	41%	Gerry Bennett, Woodbridge ON			
1719	39%	Helen Inch, London ON			
1692	39%	Spencer Inch, London ON			
1604	37%	Edge Pegg, Claremont ON			
1594	37%	Brooke Clibbon, Calgary AB			
1591	36%	Luke Fazio, Mississauga ON			
1550	35%	Bob McDonald, Halifax NS			
1538	35%	Bill Zufelt, Orillia ON			
1536	35%	Wayne Weber, Surrey BC			
1500	34%	Terrie Woodrow, Simcoe ON			
1478	34%	Jack Williams, White Rock BC			
1470	34%	Rick Howie, Kamloops BC			
1435	33%	Stan Shadick, Saskatoon SK			
1412	32%	Paul Mackenzie, Kingston ON			
1407	32%	Bill Crins, Alcove NY			
1383	32%	Rudolf Koes, Winnipeg MB			
1351	31%	Gordon Grief, Winnipeg MB			
1310	30%	Ian Roseby, Verdun PQ			
1303	30%	Don Perks, Mississauga ON			
1288	29%	John Olmsted, Hamilton ON			
1245	29%	Chris Adam, Fredericton NB			
1239	28%	John D. Zoch, Leamington ON			
1224	28%	Richard Cannings, Vancouver BC			
1219	28%	Rolph Davis, King City ON			
1218	28%	Theo Hofmann, Thornhill ON			
1213	28%	Harv Lane, Saskatoon SK			
1174	27%	Peter Gilchrist, Toronto ON			
1165	27%	Ken Thorpe, Cote St. Luc PQ			
1158	27%	Lorraine Foott, Kingsville ON			
1091	25%	Richard Klauke, St. Paul AB			
1085	25%	Daniel St. Hilaire, Hull PQ			
1070	25%	Peter Mitchell, Montreal PQ			
1069	24%	Dennis Fast, Kleefeld MB			
1036	24%	Audrey Viken, W. Vancouver BC			
1018	23%	Robert Parsons, Winnipeg MB			

## NORTH AMERICA - 869 (ABA Area)

743	86%	Mike Austin, Friendswood TX	569	65%	Jack Williams, White Rock BC
730	84%	Bob Lewis, Basking Ridge NJ	566	65%	Bill Crins, Alcovoe NY
697	80%	Bill Zufelt, Orillia ON	562	65%	Audrey Viken, West Vancouver BC
688	79%	Luke Fazio, Mississauga ON	561	65%	Steve Cannings, Penticton BC
686	79%	Roger Foxall, Halifax NS	561	65%	Guy Gendron, Rimouski PQ
675	78%	Steve Charlton, Pierrefonds PQ	560	64%	Richard Klauke, St. Paul AB
675	78%	Jo Ann MacKenzie, Surrey BC	557	64%	Evelyn Jensen, Vancouver BC
669	77%	Hue MacKenzie, Surrey BC	556	64%	David Milsom, Bolton ON
661	76%	Paul Mackenzie, Kingston ON	555	64%	Tony Greenfield, Sechelt BC
660	76%	Tony Mason, Toronto ON	554	64%	Barry Attridge, London ON
644	74%	George Scott, Oshawa ON	552	64%	Joel Ellis, Glenburnie ON
643	74%	John Olmsted, Hamilton ON	552	64%	Rosemary Gaymer, Oakville ON
642	74%	Reuben Warc, Victoria BC	550	63%	Peggy Lehmann, West Hill ON
641	74%	Hugh Currie, Toronto ON	548	63%	Jim Coey, Mississauga ON
641	74%	Stefan Zaremba, Burnaby BC	548	63%	Kevin McLaughlin, Hamilton ON
637	73%	Don Perks, Mississauga ON	545	63%	Gord Tufts, Wolfville NS
629	72%	Wayne Weber, Surrey BC	543	62%	Judy Tufts, Wolfville NS
628	72%	David Stirling, Victoria BC	542	62%	Stan Shadick, Saskatoon SK
626	72%	Ron Scovell, Etobicoke ON	538	62%	Chris Escott, Willowdale ON
618	71%	Edge Pegg, Claremont ON	538	62%	Daniel St. Hilaire, Hull PQ
616	71%	Mabel McIntosh, Pointe Claire PQ	537	62%	Scott Connop, Camlachie ON
612	70%	Colin Butt, Surrey BC	536	62%	Mary Collins, Vernon BC
609	70%	Blake Maybank, White's Lake NS	536	62%	Robert Storms, Calgary AB
608	70%	Alex Gray, Mississauga ON	536	62%	Allen Woodliffe, Chatham ON
605	70%	Rolph Davis, King City ON	535	62%	Theo Hofmann, Thornhill ON
605	70%	Larry Neily, Ottawa ON	533	61%	Margaret Bain, Whitby ON
594	68%	Peter Gilchrist, Toronto ON	531	61%	Richard Cannings, Vancouver BC
592	68%	Harv Lanc, Saskatoon SK	530	61%	John Miles, Jarvis ON
590	68%	Wayne Neily, Winnipeg MB	528	61%	Gordon Griecf, Winnipeg MB
587	68%	Eric Tull, Calgary AB	522	60%	Rudolf Koes, Winnipeg MB
584	67%	Gerry Bennett, Woodbridge ON	521	60%	Sheldon McGregor, Burlington ON
584	67%	Jean Niskanen, Oakville ON	512	59%	Lorraine Foott, Kingsville ON
583	67%	Terrie Woodrow, Simcoe ON	507	58%	Brooke Clibbon, Calgary AB
580	67%	Martin Edwards, Kingston ON	504	58%	Fred Bodsworth, Toronto ON
576	66%	Peter Landry, Montreal PQ	503	58%	Lloyd Esralson, Surrey BC
576	66%	Roger Taylor, Ottawa ON	501	58%	David Christie, Albert NB
574	66%	Dale Jensen, Vancouver BC	501	58%	Helen Inch, London ON
569	65%	Peter Hamel, Toronto ON	500	58%	Mark Chojnacki, Mississauga ON



## NORTH & MIDDLE AMERICA - 1945 (AOU Area)

1297	67%	John Keenleyside, Mississauga ON	768	39%	Barry Attridge, London ON
1101	57%	Hugh Currie, Toronto ON	750	39%	Gordon Griecf, Winnipeg MB
1070	55%	Richard Cannings, Vancouver BC			